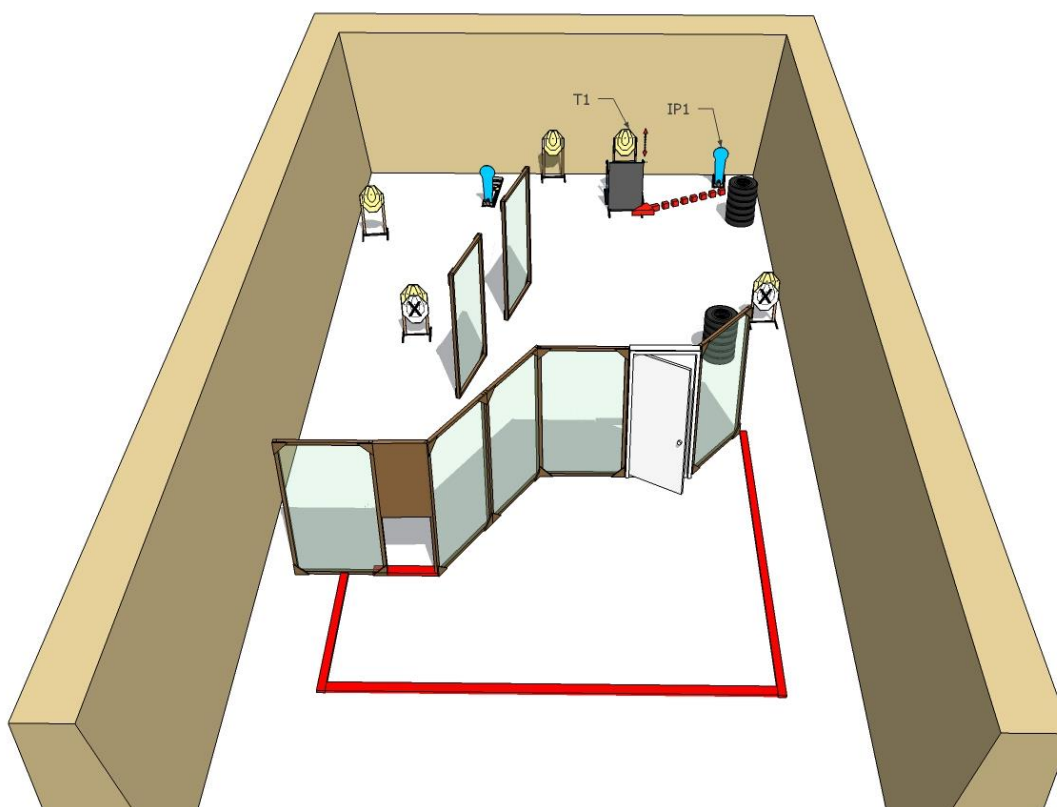


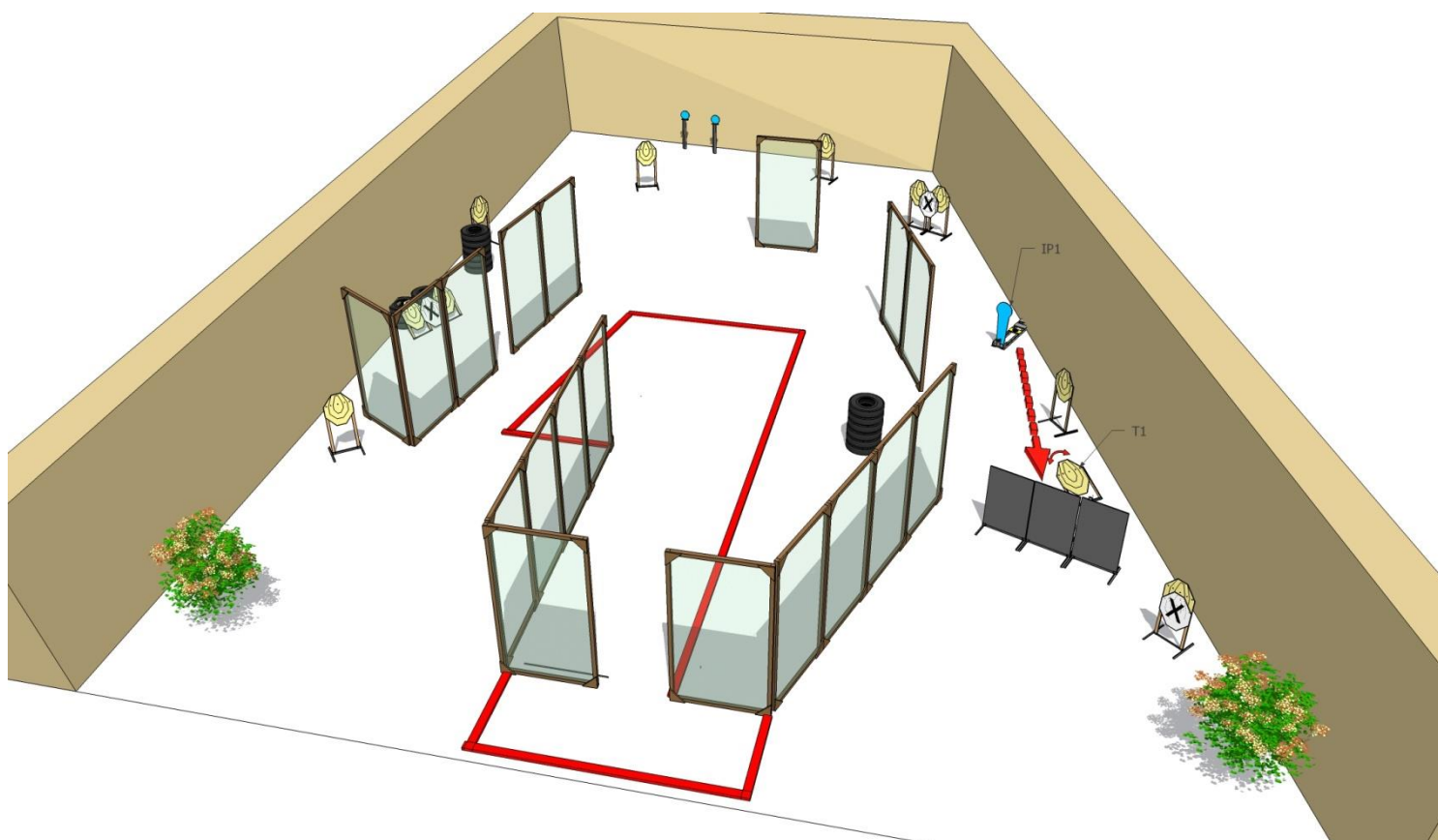
# STAGE 1



<b>Type:</b>	Short course of fire
<b>Number of rounds to be scored:</b>	12
<b>Targets:</b>	5 IPSC Targets, 2 IPSC Mini Popper 2 NO-SHOOTS
<b>Start position:</b>	Standing relaxed, anywhere within the designated area..
<b>Gun condition:</b>	Loaded and Holstered / PCC Option 1
<b>Time Starts:</b>	On audible signal
<b>Safety angles:</b>	90 degrees left/right and top of the backstop, if finger is on the trigger.
<b>Procedure:</b>	After the starting signal, engage all targets. Popper P1 activates moving target. All moving targets remains visible at the end of the movement.



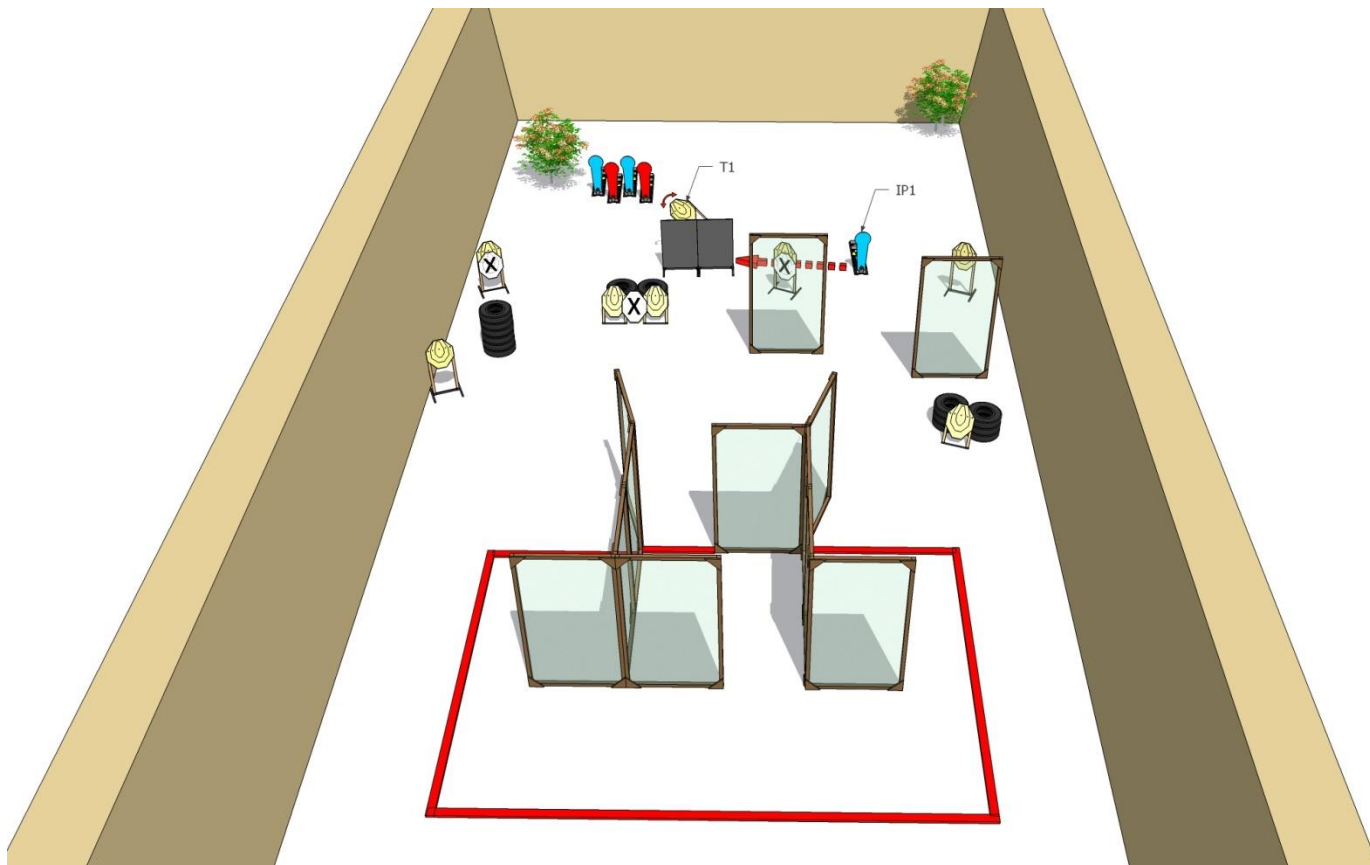
# STAGE 2



<b>Type:</b>	Long course of fire
<b>Number of rounds to be scored:</b>	25
<b>Targets:</b>	11 IPSC Targets, 1 IPSC Popper, 2 IPSC metal plate, 3 NO-SHOOTS
<b>Start position:</b>	Standing relaxed, anywhere within the designated area.
<b>Gun condition:</b>	Loaded and Holstered / PCC Option 1
<b>Time Starts:</b>	On audible signal
<b>Safety angles:</b>	90 degrees left/right and top of the backstop, if finger is on the trigger.
<b>Procedure:</b>	After the starting signal, engage all targets. Popper P1 activates moving target. All moving targets remains visible at the end of the movement.



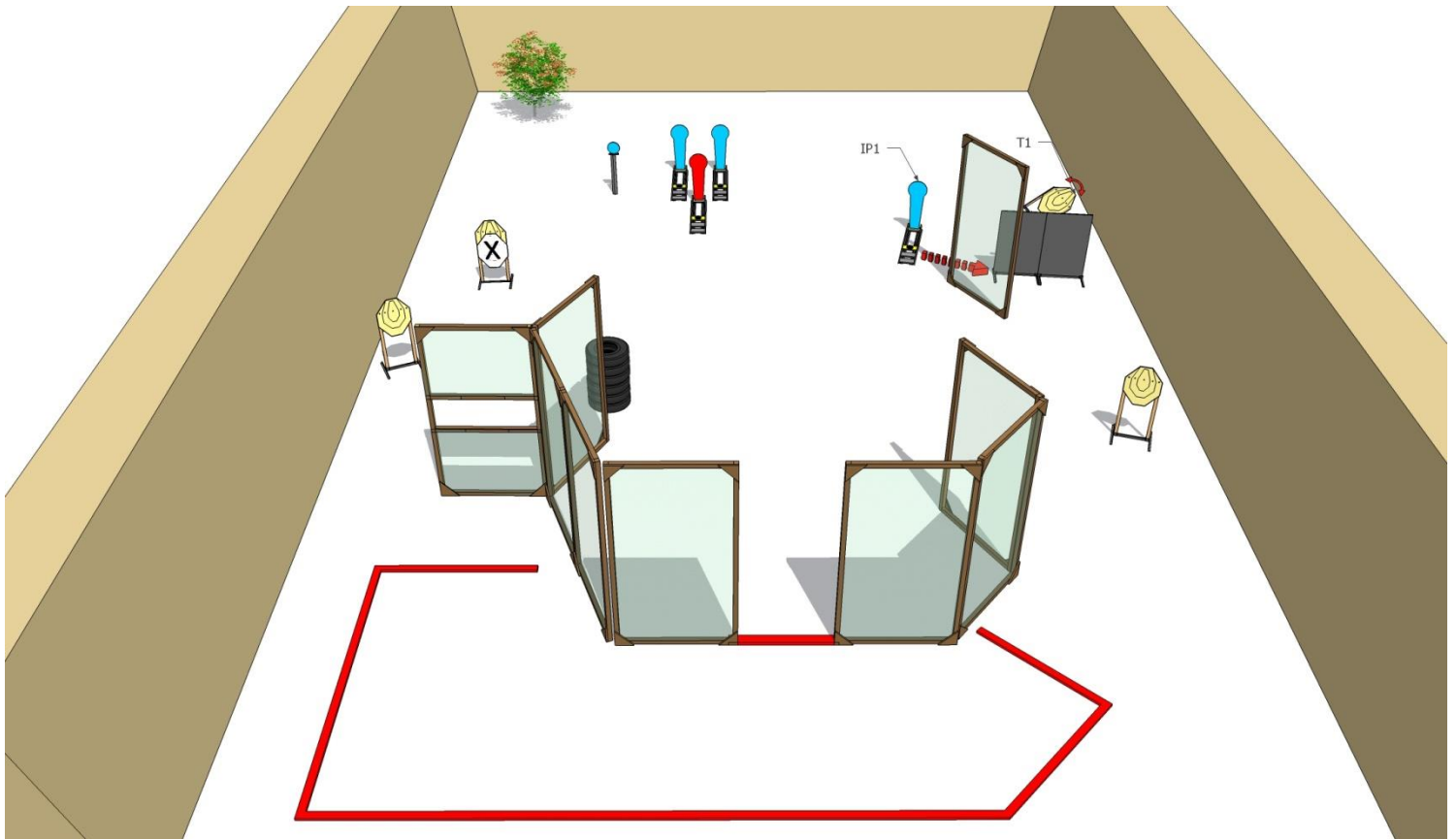
# STAGE 3



<b>Type:</b>	Medium course of fire
<b>Number of rounds to be scored:</b>	19
<b>Targets:</b>	8 IPSC Targets, 3 IPSC Mini Popper, 3 NO-SHOOTS
<b>Start position:</b>	Standing relaxed, anywhere within the designated area.
<b>Gun condition:</b>	Loaded and Holstered / PCC Option 1
<b>Time Starts:</b>	On audible signal
<b>Safety angles:</b>	90 degrees left/right and top of the backstop, if finger is on the trigger.
<b>Procedure:</b>	After the starting signal, engage all targets. Popper P1 activates moving target T1. All moving targets remains visible at the end of the movement.



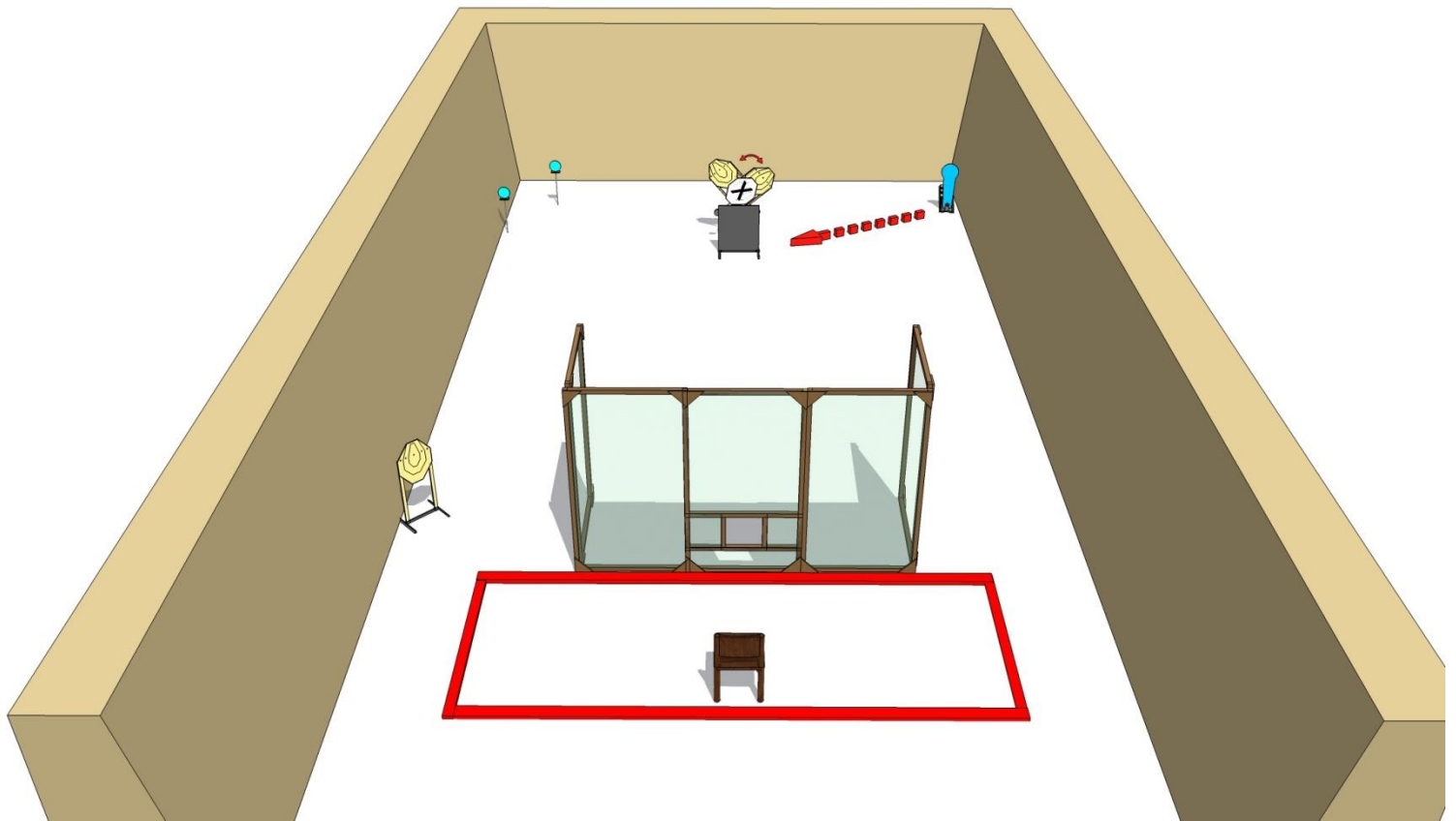
# STAGE 4



<b>Type:</b>	Short course of fire
<b>Number of rounds to be scored:</b>	12
<b>Targets:</b>	4 IPSC Targets, 3 IPSC Mini Popper, 1 IPSC metal plate, 2 NO-SHOOTS
<b>Start position:</b>	Standing relaxed, anywhere within the designated area.
<b>Gun condition:</b>	Loaded and Holstered / PCC Option 1
<b>Time Starts:</b>	On audible signal
<b>Safety angles:</b>	90 degrees left/right and top of the backstop, if finger is on the trigger.
<b>Procedure:</b>	After the starting signal, engage all targets. Popper P1 activates moving target. All moving targets remains visible at the end of the movement.



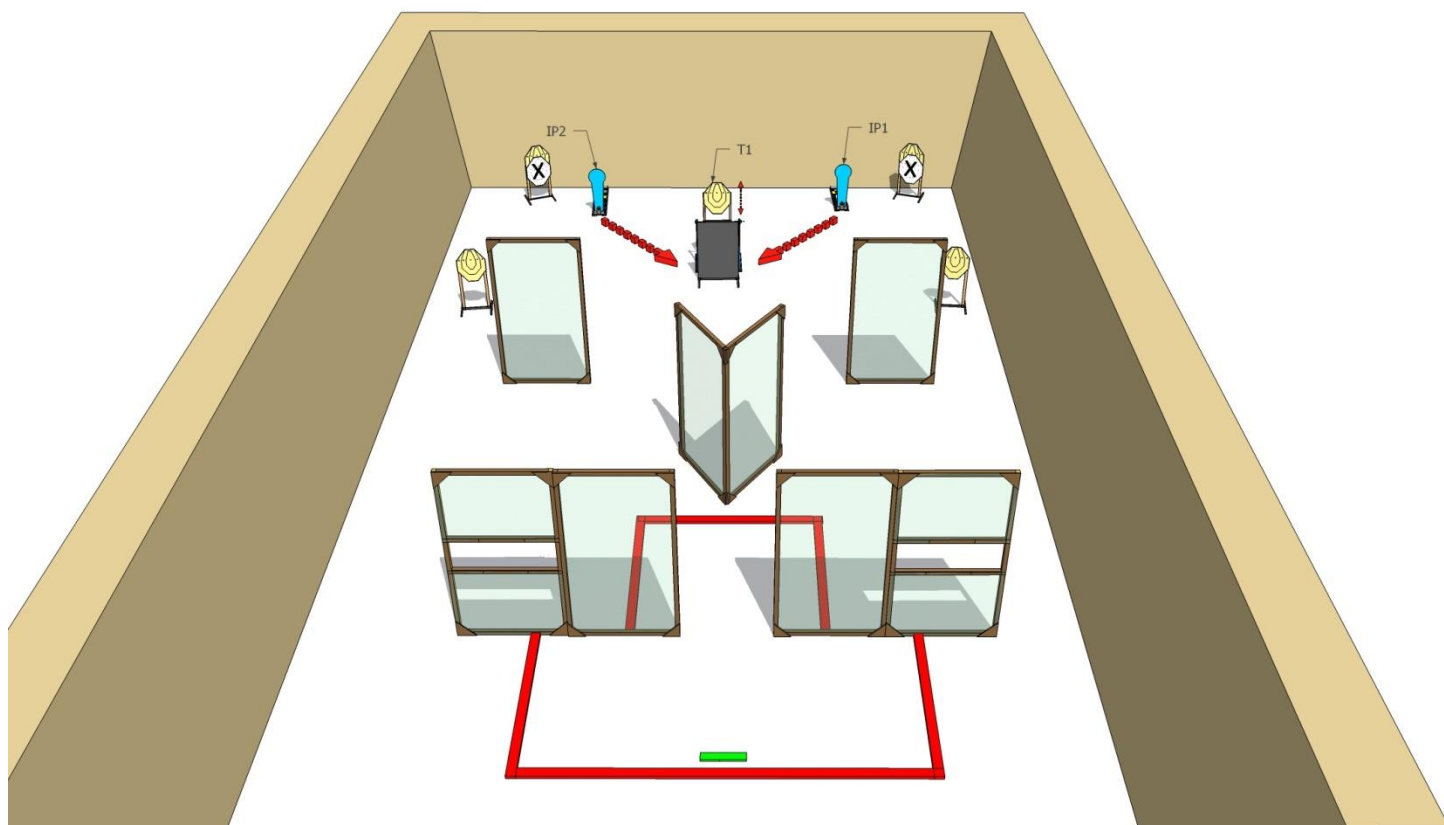
# STAGE 5



<b>Type:</b>	Short course of fire
<b>Number of rounds to be scored:</b>	9
<b>Targets:</b>	3 IPSC Targets, 1 IPSC Mini Popper, 2 IPSC metal plate, 1 NO-SHOOTS
<b>Start position:</b>	Sitting on the chair, both hands on the knees as demonstrated
<b>Gun condition:</b>	Loaded, chamber empty / PCC Option 2
<b>Time Starts:</b>	On audible signal
<b>Safety angles:</b>	90 degrees left/right and top of the backstop, if finger is on the trigger.
<b>Procedure:</b>	After the starting signal, engage all targets. Popper P1 activates moving target, which remains visible at the end of the movement.



# STAGE 6



<b>Type:</b>	Short course of fire
<b>Number of rounds to be scored:</b>	12
<b>Targets:</b>	5 IPSC Targets, 2 IPSC Mini Popper, 2 NO-SHOOTS
<b>Start position:</b>	Standing relaxed, one heel touching the mark
<b>Gun condition:</b>	Loaded and Holstered / PCC Option 1
<b>Time Starts:</b>	On audible signal
<b>Safety angles:</b>	90 degrees left/right and top of the backstop, if finger is on the trigger.
<b>Procedure:</b>	After the starting signal, engage all targets. Popper P1 and P2 activates moving target. All moving targets remains visible at the end of the movement.



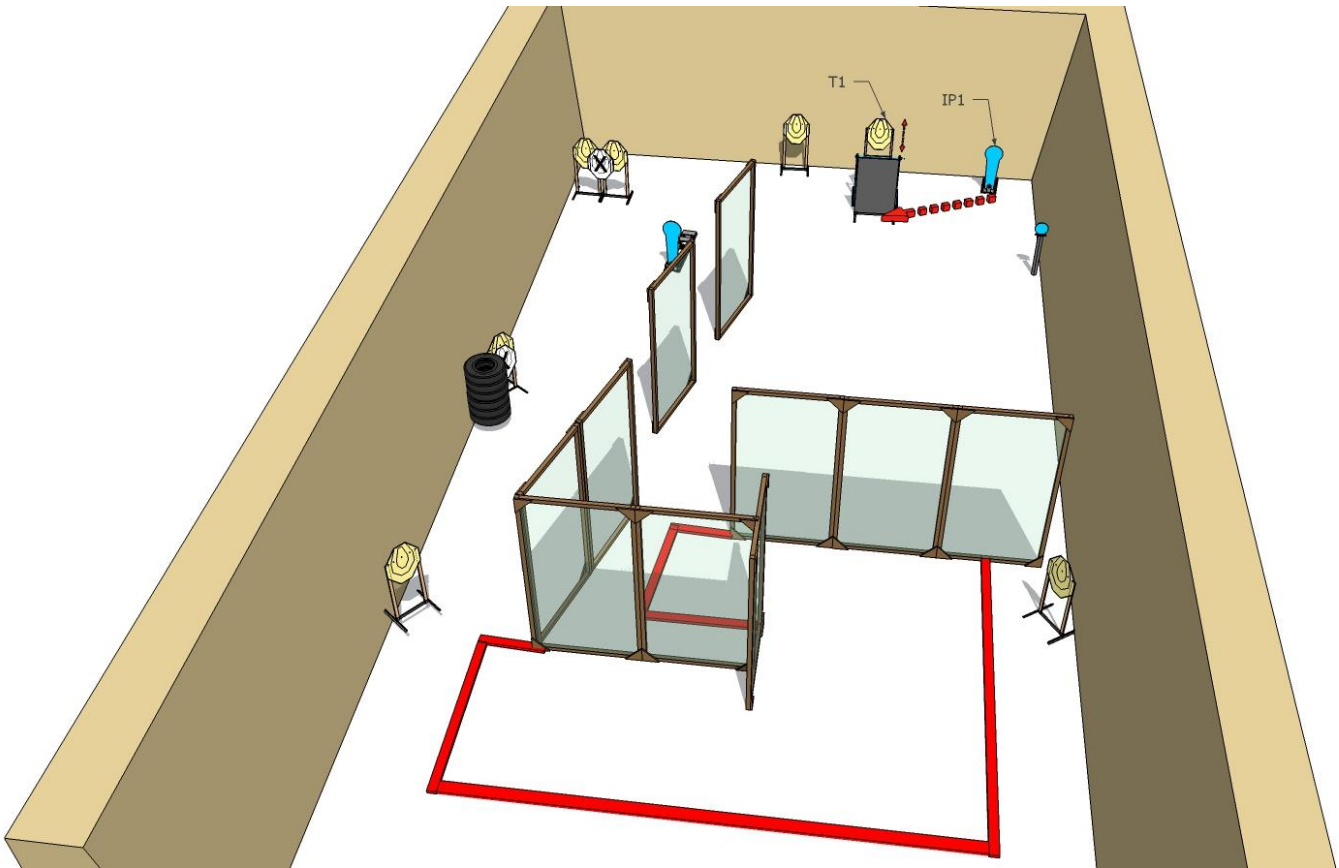
# STAGE 7



<b>Type:</b>	Medium course of fire
<b>Number of rounds to be scored:</b>	16
<b>Targets:</b>	6 IPSC Targets, 3 IPSC Mini Popper, 1 IPSC metal plate, 2 NO-SHOOTS
<b>Start position:</b>	Standing relaxed, facing downrange anywhere within the designated area.
<b>Gun condition:</b>	Loaded and Holstered / PCC Option 1
<b>Time Starts:</b>	On audible signal
<b>Safety angles:</b>	90 degrees left/right and top of the backstop, if finger is on the trigger.
<b>Procedure:</b>	After the starting signal, engage all targets. Popper P1 activates moving targets, which remains visible at the end of the movement.



# STAGE 8

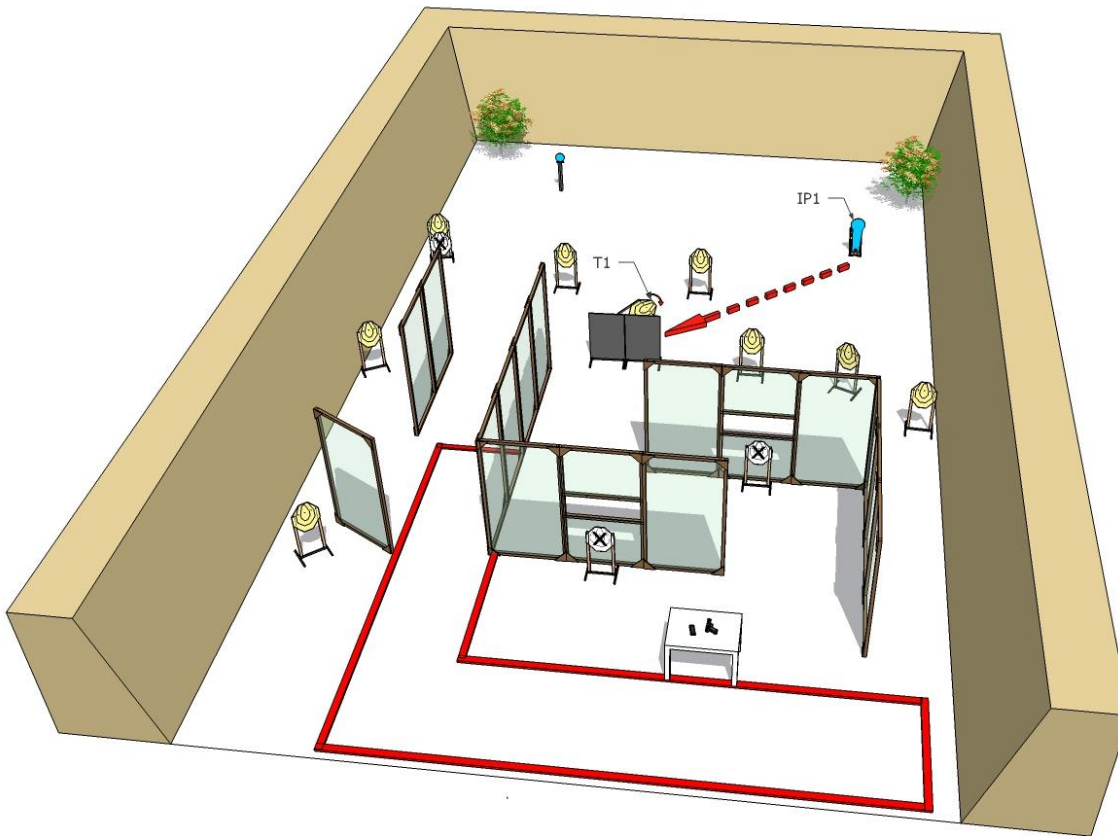


<b>Type:</b>	Medium course of fire
<b>Number of rounds to be scored:</b>	17
<b>Targets:</b>	7 IPSC Targets, 2 IPSC Mini Poppers, 1 IPSC metal plates, 3 NO-SHOOTS
<b>Start position:</b>	Standing relaxed, facing downrange anywhere within the designated area..
<b>Gun condition:</b>	Loaded and Holstered / PCC Option 1
<b>Time Starts:</b>	On audible signal
<b>Safety angles:</b>	90 degrees left/right and top of the backstop, if finger is on the trigger.
<b>Procedure:</b>	After the starting signal, engage all targets. Poppers P1 activates moving targets, which remains visible at the end of the movement.





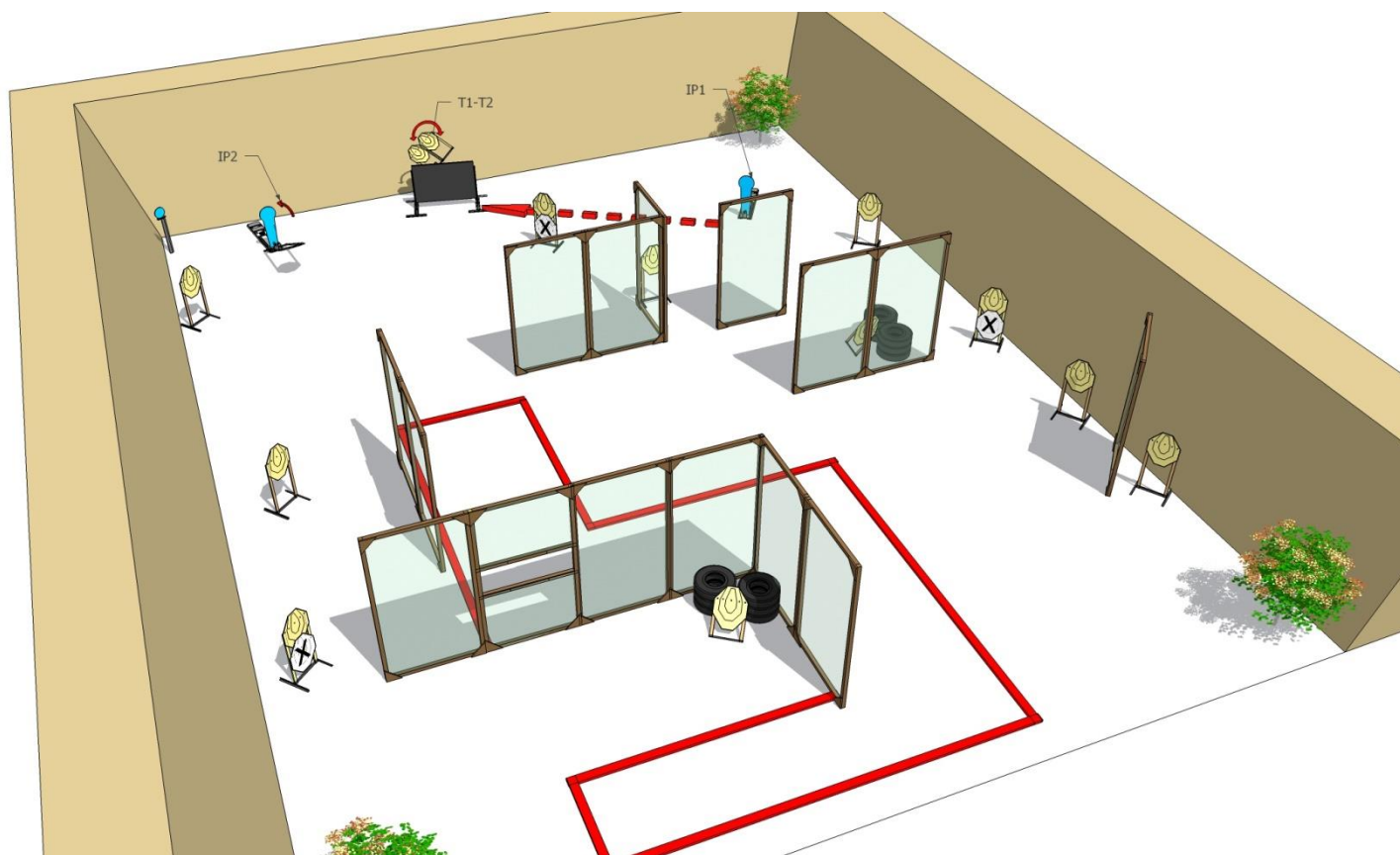
# STAGE 9



<b>Type:</b>	Medium course of fire
<b>Number of rounds to be scored:</b>	20
<b>Targets:</b>	9 IPSC Targets, 1 IPSC Mini Poppers, 1 IPSC Metal Plates, 3 NO-SHOOTS
<b>Start position:</b>	Standing relaxed, facing downrange, anywhere within the designated area.
<b>Gun condition:</b>	Unloaded gun (chamber and magwell empty ) lying on the table
<b>Time Starts:</b>	On audible signal
<b>Safety angles:</b>	90 degrees left/right and top of the backstop, if finger is on the trigger.
<b>Procedure:</b>	After the starting signal, engage all targets. Popper P1 activates moving target. All moving targets remains visible at the end of the movement.



# STAGE 10

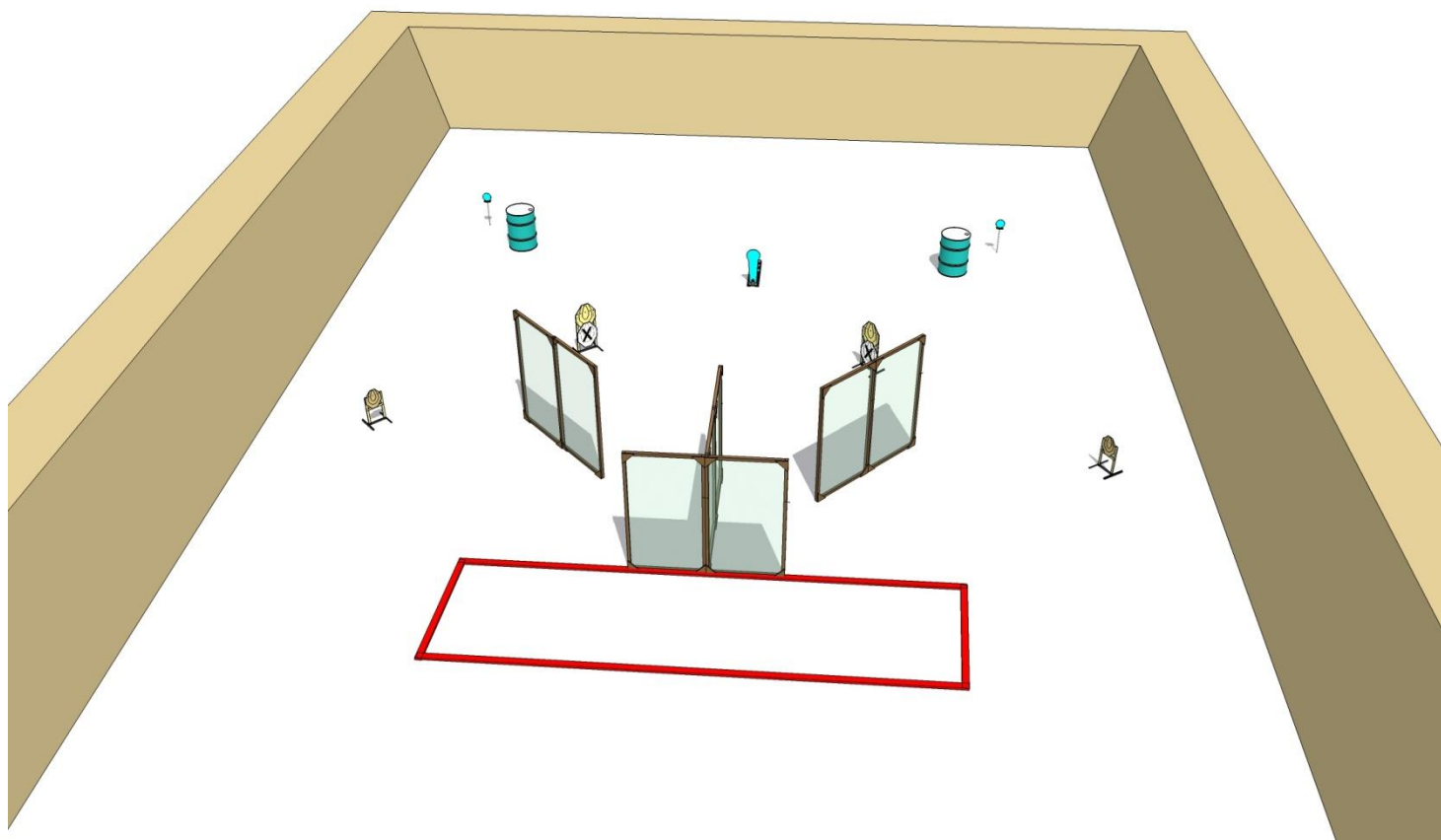


<b>Type:</b>	Long course of fire
<b>Number of rounds to be scored:</b>	31
<b>Targets:</b>	14 IPSC Targets, 2 IPSC Popper, 1 IPSC metal plates, 3 NO-SHOOTS
<b>Start position:</b>	Standing relaxed, anywhere within the designated area.
<b>Gun condition:</b>	Loaded and Holstered / PCC Option 1
<b>Time Starts:</b>	On audible signal
<b>Safety angles:</b>	90 degrees left/right and top of the backstop, if finger is on the trigger.
<b>Procedure:</b>	After the starting signal, engage targets from within designated area. Popper P1 activates moving target. Popper P2 activates flipping target. All moving targets remains visible at the end of the movement.



# STAGE 11

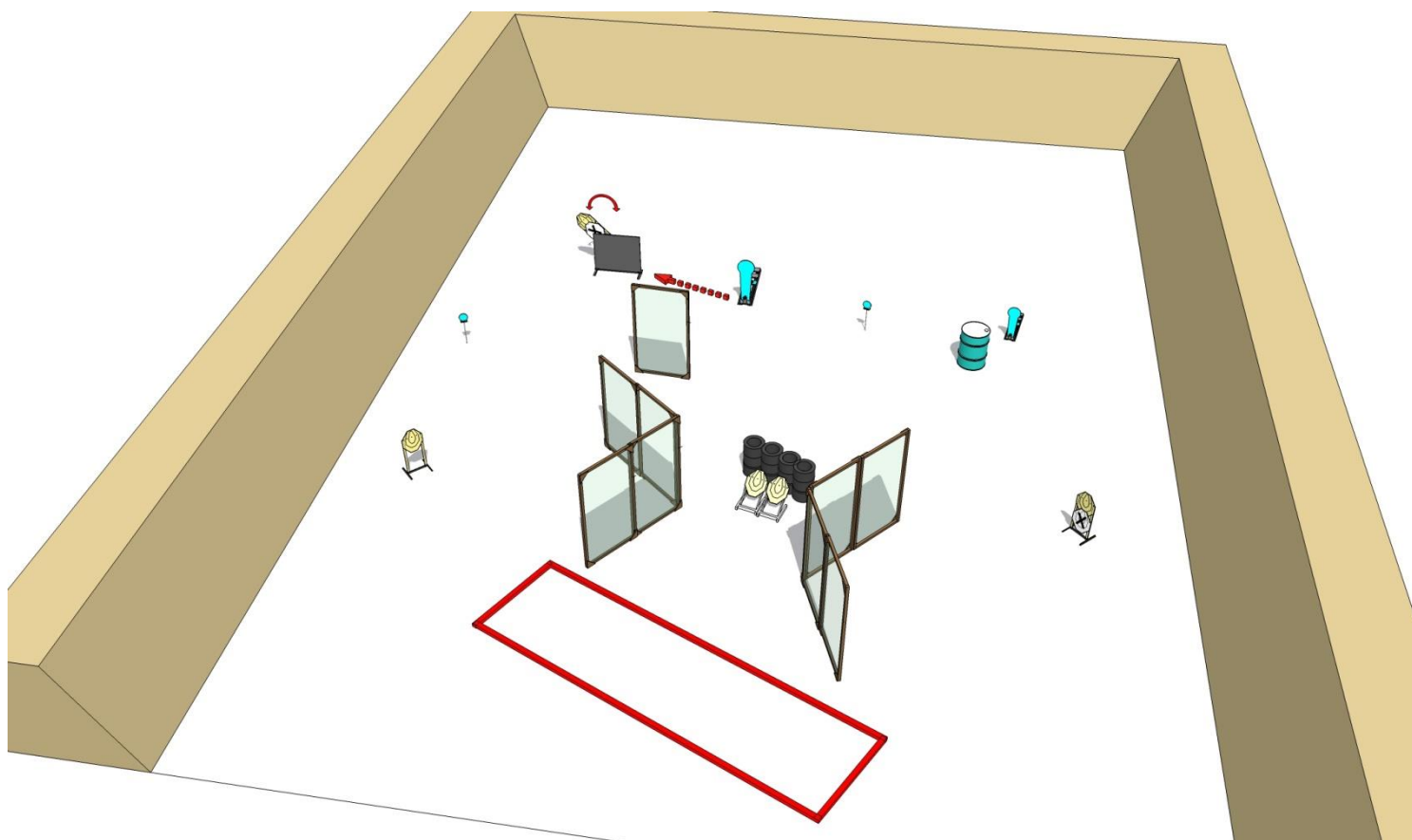
---



<b>Type:</b>	Short course of fire
<b>Number of rounds to be scored:</b>	11
<b>Targets:</b>	4 IPSC Targets, 1 IPSC Mini Poppers, 2 IPSC Metal Plates, 2 NO-SHOOT
<b>Start position handgun:</b>	Standing relaxed, facing downrange, both heels touching the yellow line, as demonstrated.
<b>Gun condition:</b>	Loaded and Holstered / PCC Option 1
<b>Safety angles:</b>	90 degrees left/right and top of the backstop, if finger is on the trigger.
<b>Procedure:</b>	After the starting signal, engage targets.



# STAGE 12

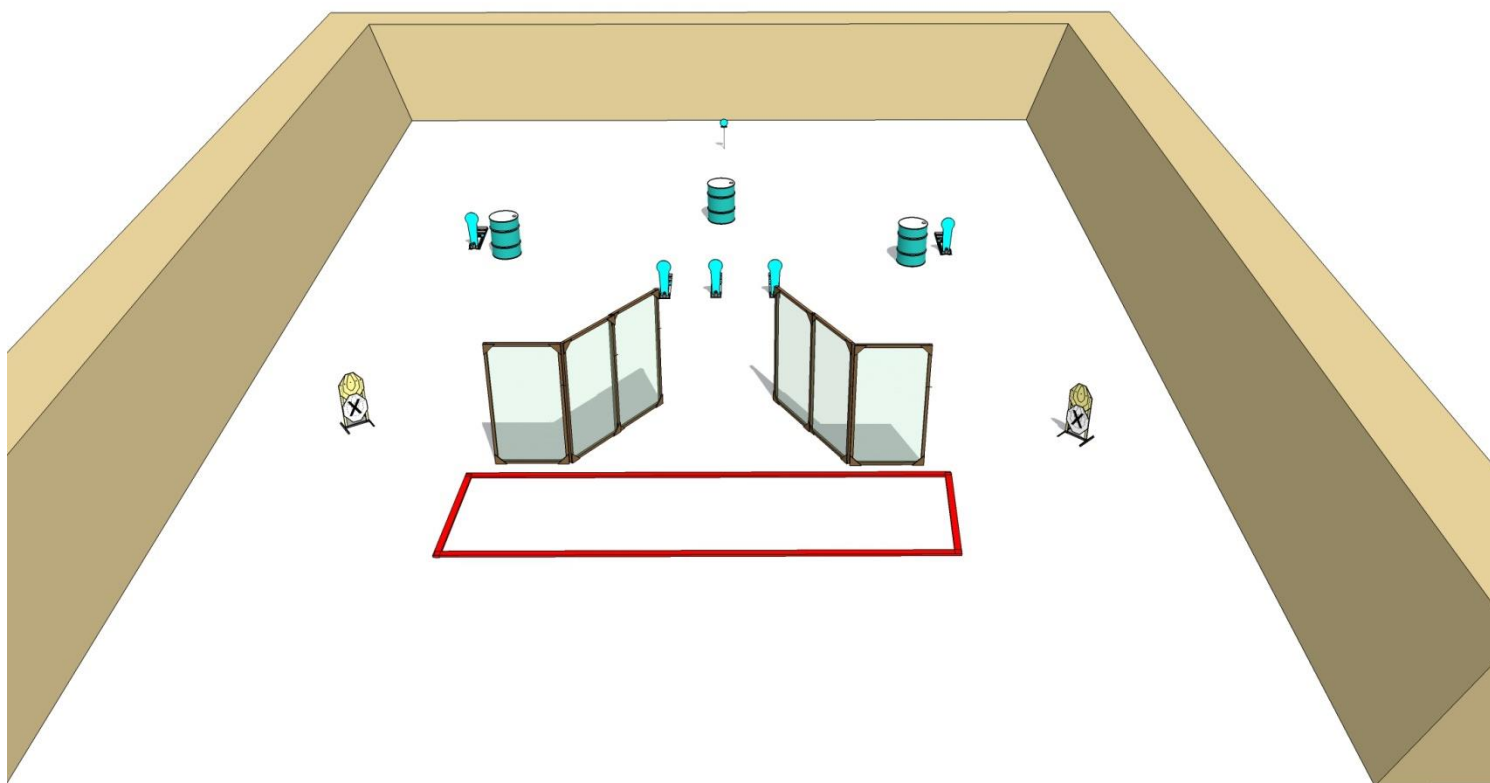


<b>Type:</b>	Medium course of fire
<b>Number of rounds to be scored:</b>	14
<b>Targets:</b>	5 IPSC Targets, 2 IPSC Mini Poppers, 2 IPSC Metal plates, 2 NO-SHOOTS
<b>Start position:</b>	Standing relaxed, facing downrange, one foot touching yellow mark, as demonstrated.
<b>Gun condition:</b>	Loaded and Holstered / PCC Option 1
<b>Safety angles:</b>	90 degrees left/right and top of the backstop
<b>Procedure:</b>	After the starting signal, engage all targets. Popper P1 activates moving target. All moving targets remains visible at the end of the movement.



# STAGE 13

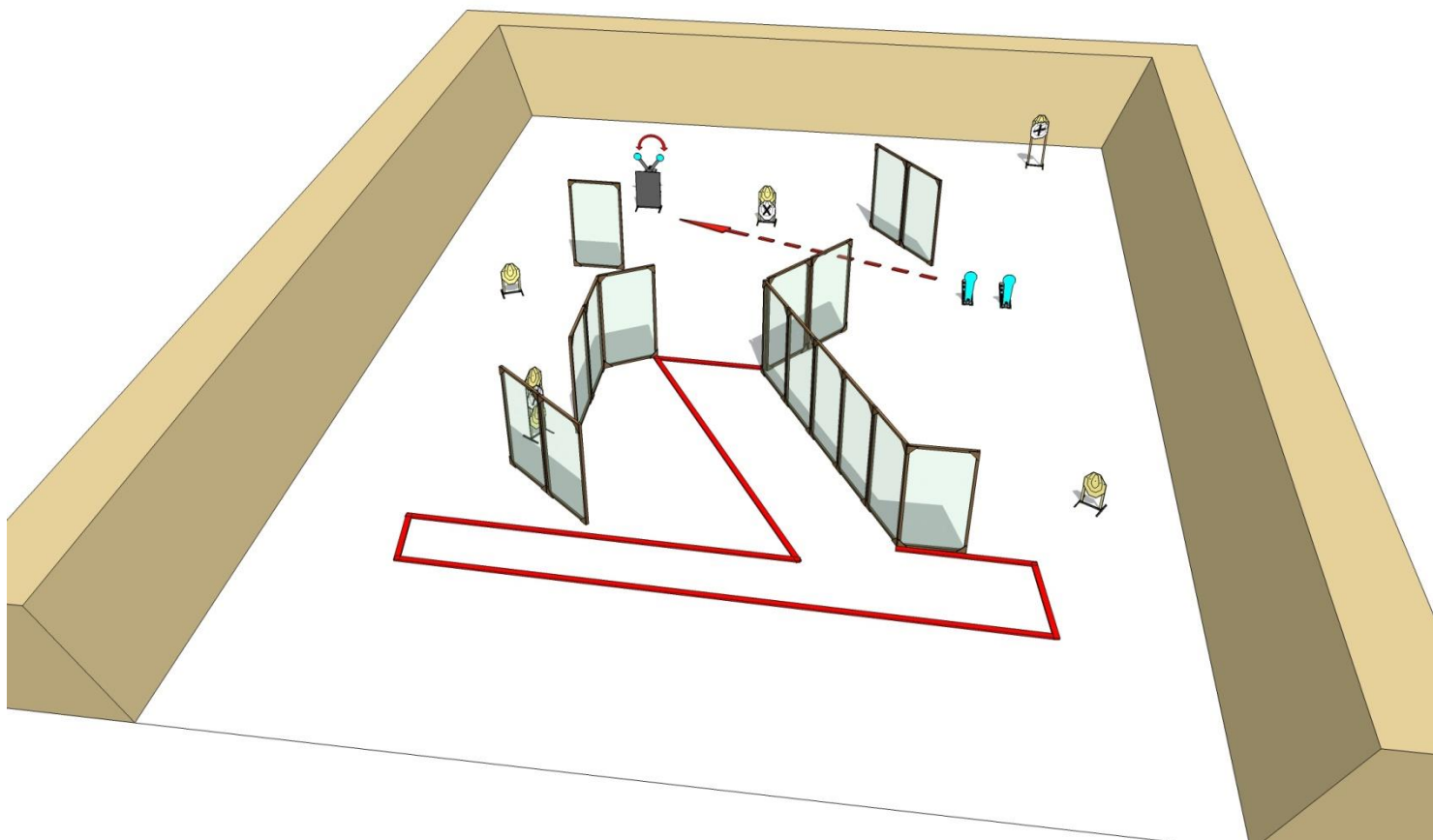
---



<b>Type:</b>	Short course of fire
<b>Number of rounds to be scored:</b>	10
<b>Targets:</b>	2 IPSC Targets, 5 IPSC Popper, 1 IPSC metal plate , 2 NO-SHOOTS
<b>Start position:</b>	Standing relaxed, anywhere within the designated area.
<b>Gun condition:</b>	Loaded and Holstered / PCC Option 1
<b>Time Starts:</b>	On audible signal
<b>Safety angles:</b>	90 degrees left/right and top of the backstop
<b>Procedure:</b>	After the starting signal, engage all targets.



# STAGE 14



<b>Type:</b>	Medium course of fire
<b>Number of rounds to be scored:</b>	16
<b>Targets:</b>	6 IPSC Targets, 2 IPSC Mini Poppers, 2 IPSC metal plates, 3 NO-SHOOTS
<b>Start position:</b>	Standing relaxed, facing downrange as demonstrated
<b>Gun condition:</b>	Loaded and Holstered / PCC Option 1
<b>Time Starts:</b>	On audible signal
<b>Safety angles:</b>	90 degrees left/right and top of the backstop
<b>Procedure:</b>	After the starting signal, engage all targets. Popper P1 activates moving target. All moving targets remains visible at the end of the movement.

