

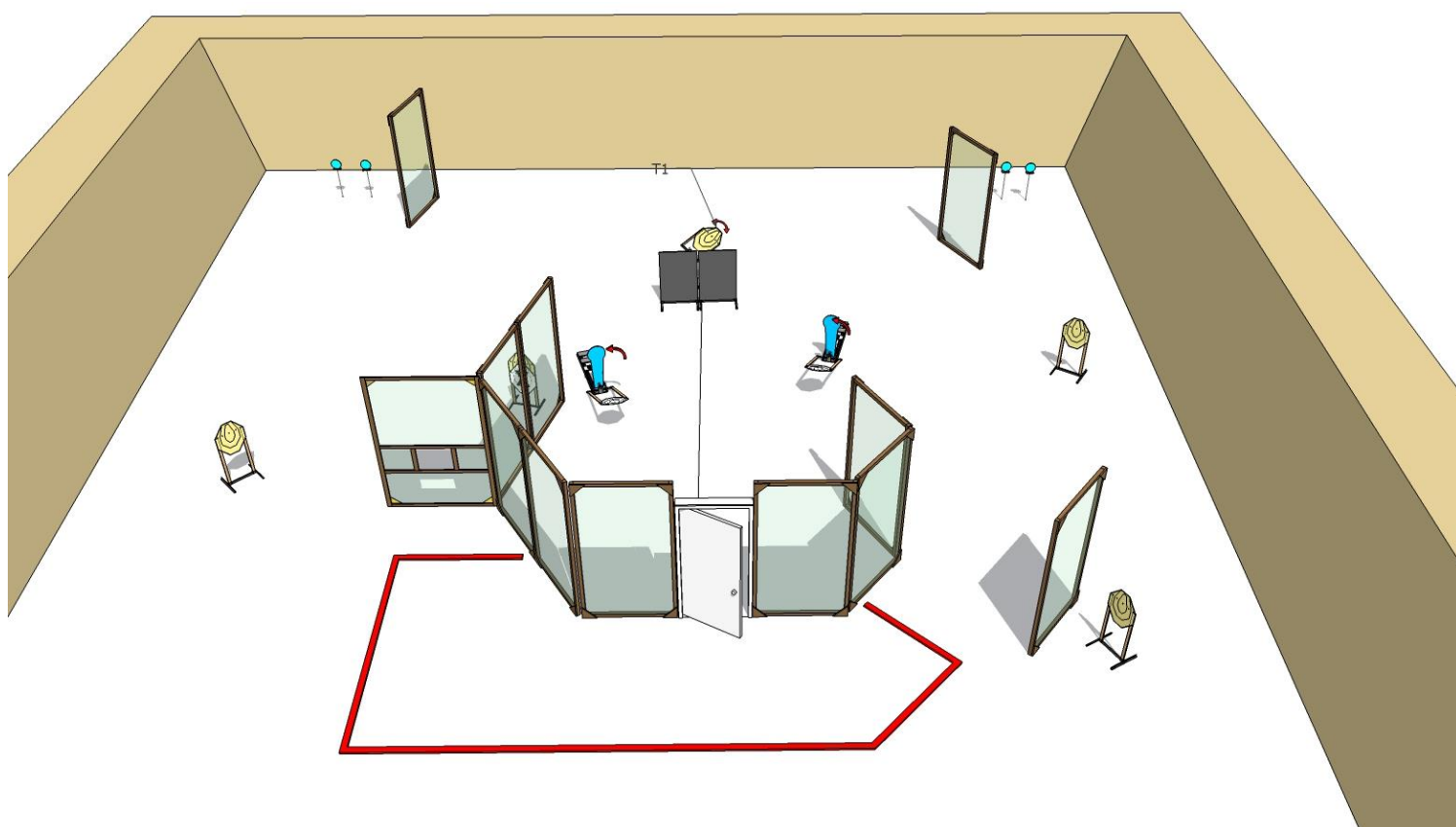
STAGE 1



Type:	Medium course of fire
Number of rounds to be scored:	20
Targets:	10 IPSC Targets, 2 NO-SHOOTS
Start position:	Sitting on the chair, both hands on the knees. For PCC – sitting on the chair.
Gun condition:	
PCC Gun condition:	Loaded - (Option 1), sitting on the chair, with the firearm in the ready condition, held in both hands, stock touching the competitor at hip level, barrel parallel to the ground, trigger guard downwards, muzzle pointing downrange with the fingers outside the trigger guard.
Time Starts:	On audible signal
Safety angles:	90 degrees left/right and top of the backstop, if finger is on the trigger.
Procedure:	After the starting signal, engage all targets. Stepping on platform activates moving target. All moving targets remains visible at the end of the movement.



STAGE 2



Type:	Medium course of fire
Number of rounds to be scored:	20
Targets:	7 IPSC Targets, 2 IPSC Mini Popper, 4 IPSC metal plate, 1 NO-SHOOTS
Start position:	Standing relaxed, anywhere within the designated area.
Gun condition:	
PCC Gun condition:	Loaded - (Option 1), standing erect, with the firearm in the ready condition, held in both hands, stock touching the competitor at hip level, barrel parallel to the ground, trigger guard downwards, muzzle pointing downrange with the fingers outside the trigger guard.
Time Starts:	On audible signal
Safety angles:	90 degrees left/right and top of the backstop, if finger is on the trigger.
Procedure:	After the starting signal, engage all targets. Popper P1 & P2 activates flipping targets. Opening the door activates moving target. All moving targets remains visible at the end of the movement.



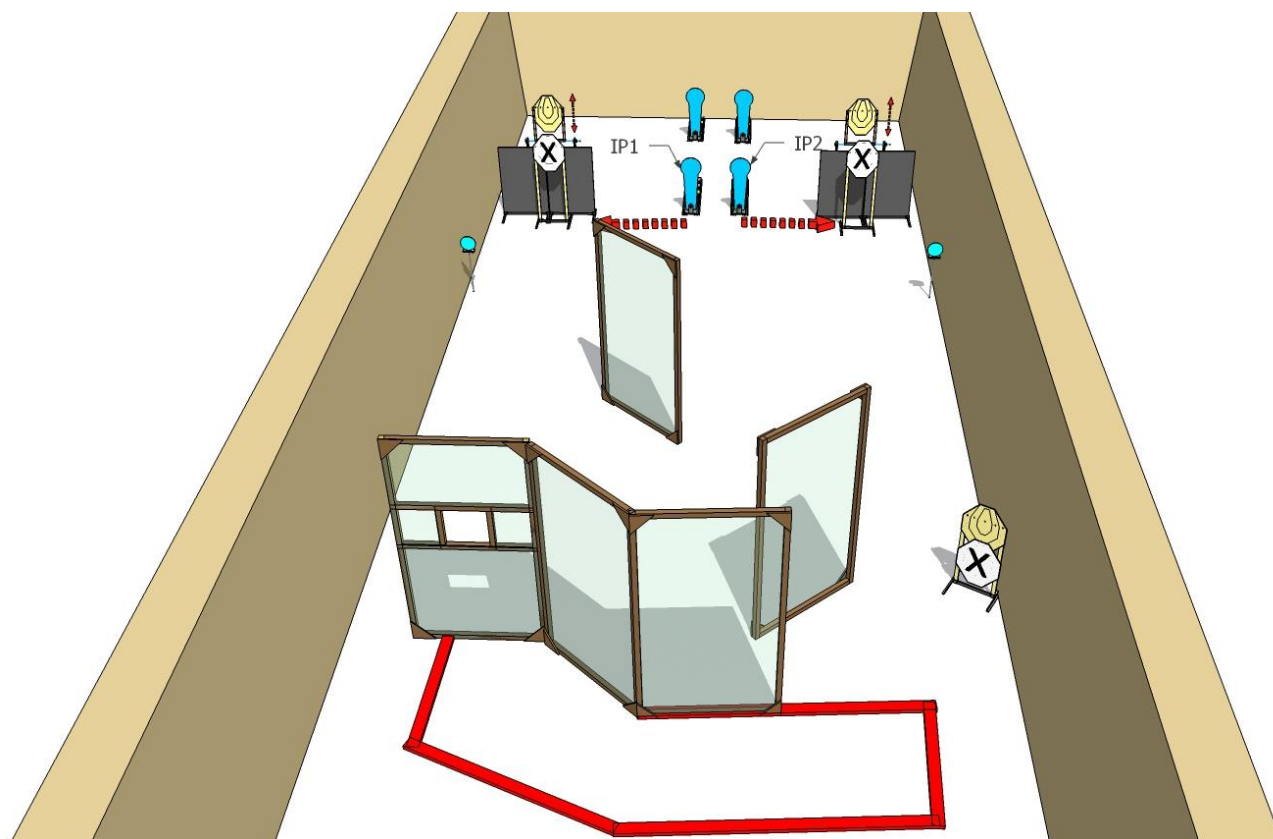
STAGE 3



Type:	Medium course of fire
Number of rounds to be scored:	22
Targets:	10 IPSC Targets, 1 IPSC Popper, 1 IPSC metal plate, some NO-SHOOTS
Start position:	Standing relaxed, anywhere within the designated area.
Gun condition:	
PCC Gun condition:	Loaded - (Option 1), standing erect, with the firearm in the ready condition, held in both hands, stock touching the competitor at hip level, barrel parallel to the ground, trigger guard downwards, muzzle pointing downrange with the fingers outside the trigger guard.
Time Starts:	On audible signal
Safety angles:	90 degrees left/right and top of the backstop, if finger is on the trigger.
Procedure:	After the starting signal, engage all targets. Popper P1 activates moving target T1. All moving targets remains visible at the end of the movement.



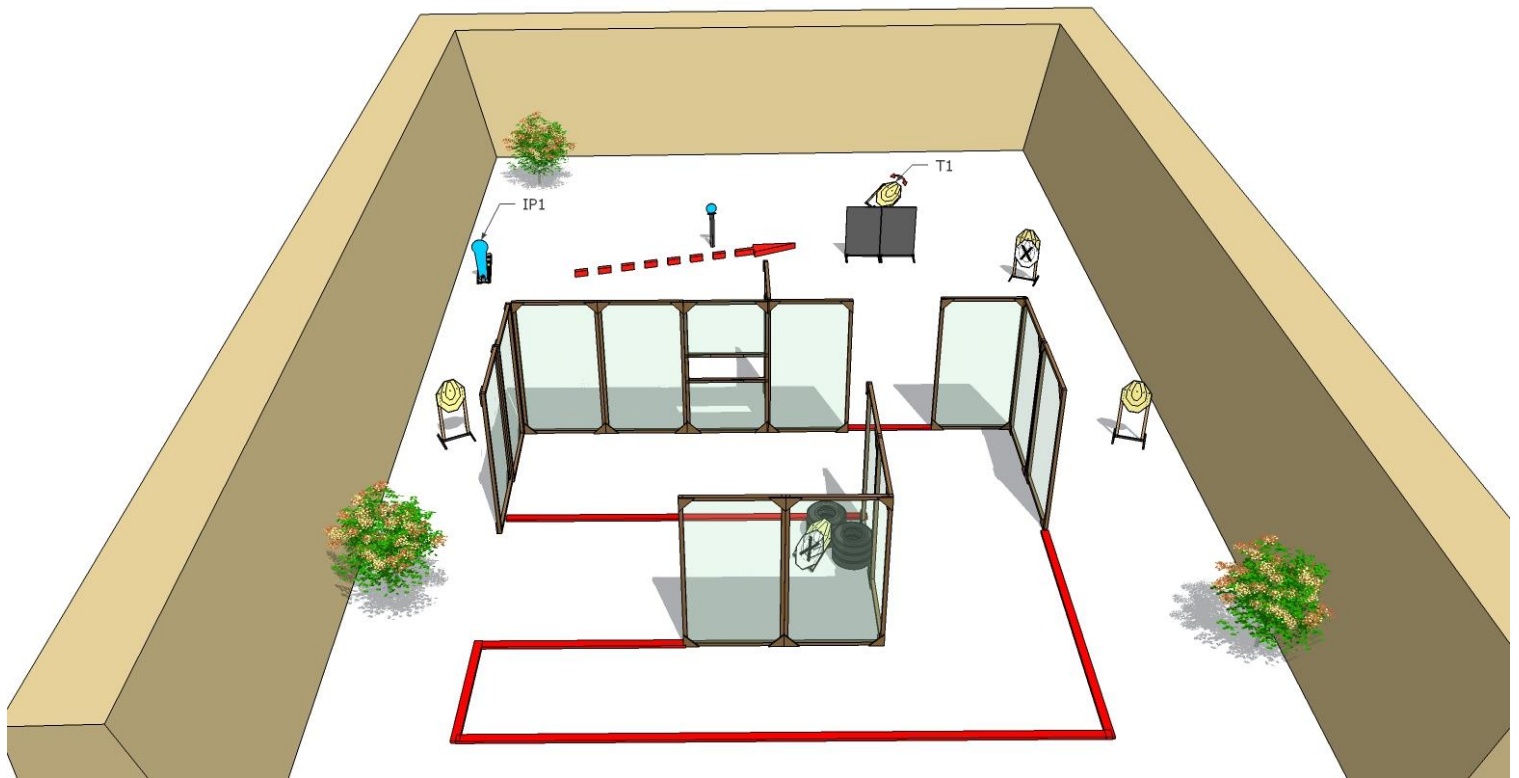
STAGE 4



Type:	Short course of fire
Number of rounds to be scored:	12
Targets:	3 IPSC Targets, 4 IPSC Mini Popper, 2 IPSC Metal plates, 3 NO-SHOOTS
Start position:	Standing relaxed, anywhere within the designated area.
Gun condition:	
PCC Gun condition:	Loaded - (Option 1), standing erect, with the firearm in the ready condition, held in both hands, stock touching the competitor at hip level, barrel parallel to the ground, trigger guard downwards, muzzle pointing downrange with the fingers outside the trigger guard.
Time Starts:	On audible signal
Safety angles:	90 degrees left/right and top of the backstop, if finger is on the trigger.
Procedure:	After the starting signal, engage all targets. Popper P1 and P2 activates moving targets. All moving targets remains visible at the end of the movement.



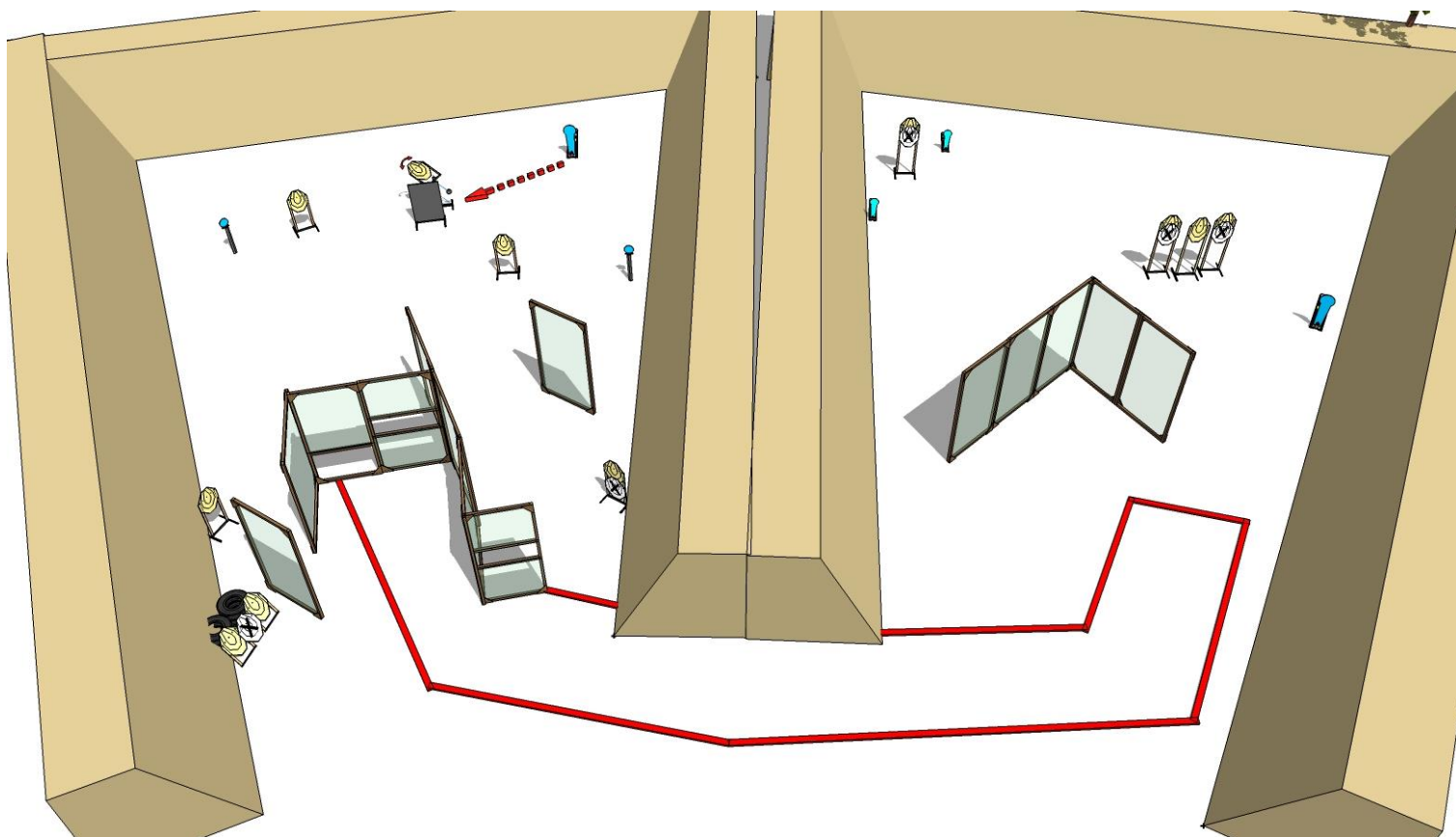
STAGE 5



Type:	Short course of fire
Number of rounds to be scored:	12
Targets:	5 IPSC Targets, 1 IPSC Mini Popper, 1 IPSC metal plate, 2 NO-SHOOTS
Start position:	Standing relaxed, facing downrange anywhere within the designated area.
Gun condition:	
PCC Gun condition:	Loaded - (Option 1), standing erect, with the firearm in the ready condition, held in both hands, stock touching the competitor at hip level, barrel parallel to the ground, trigger guard downwards, muzzle pointing downrange with the fingers outside the trigger guard.
Time Starts:	On audible signal
Safety angles:	90 degrees left/right and top of the backstop, if finger is on the trigger.
Procedure:	After the starting signal, engage all targets. Popper P1 activates moving target, which remains visible at the end of the movement.



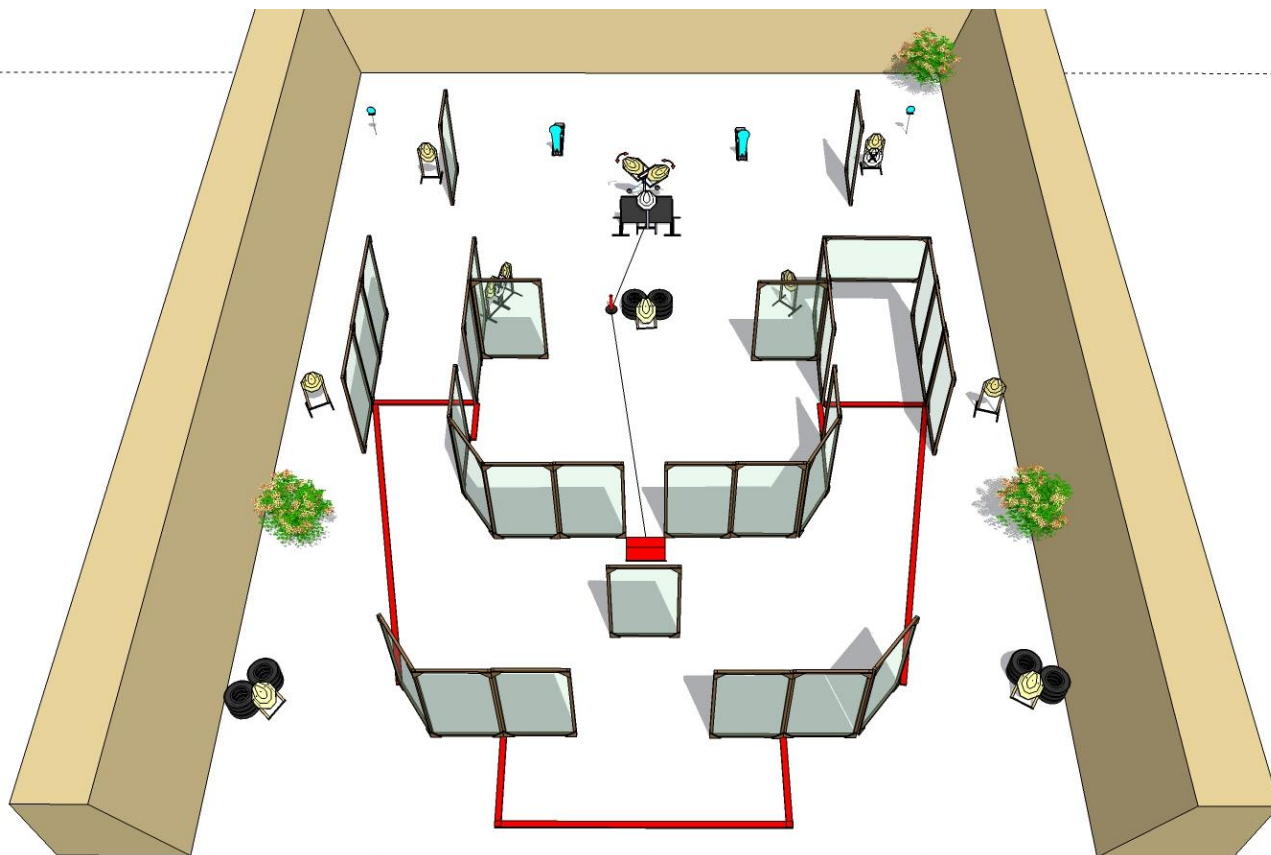
STAGE 6



Type:	Long course of fire
Number of rounds to be scored:	28
Targets:	11 IPSC Targets, 2 IPSC Mini Popper, 2 IPSC Popper, 2 IPSC metal plate, 5 NO-SHOOTS
Start position:	Standing relaxed, anywhere within the designated area.
Gun condition:	
PCC Gun condition:	Loaded - (Option 1), standing erect, with the firearm in the ready condition, held in both hands, stock touching the competitor at hip level, barrel parallel to the ground, trigger guard downwards, muzzle pointing downrange with the fingers outside the trigger guard.
Time Starts:	On audible signal
Safety angles:	90 degrees left/right and top of the backstop, if finger is on the trigger.
Procedure:	After the starting signal, engage all targets. Popper P1 activates moving target. All moving targets remains visible at the end of the movement.



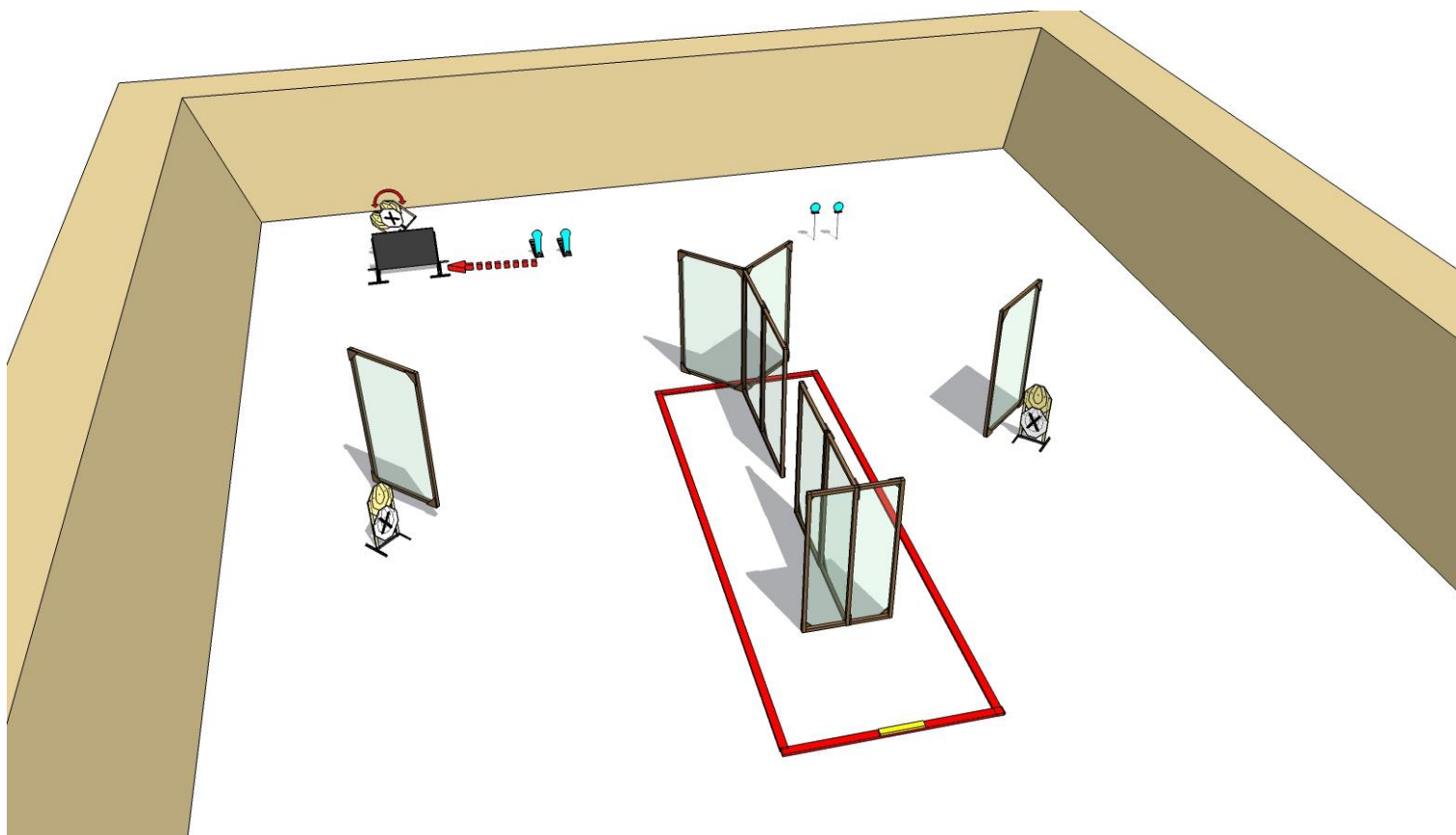
STAGE 7



Type:	Long course of fire
Number of rounds to be scored:	28
Targets:	12 IPSC Targets, 2 IPSC Mini Popper, 2 IPSC metal plate, 3 NO-SHOOTS
Start position:	Standing relaxed, facing downrange anywhere within the designated area.
Gun condition:	
PCC Gun condition:	Loaded - (Option 1), standing erect, with the firearm in the ready condition, held in both hands, stock touching the competitor at hip level, barrel parallel to the ground, trigger guard downwards, muzzle pointing downrange with the fingers outside the trigger guard.
Time Starts:	On audible signal
Safety angles:	90 degrees left/right and top of the backstop, if finger is on the trigger.
Procedure:	After the starting signal, engage all targets. Popper P1 activates moving targets, which remains visible at the end of the movement.



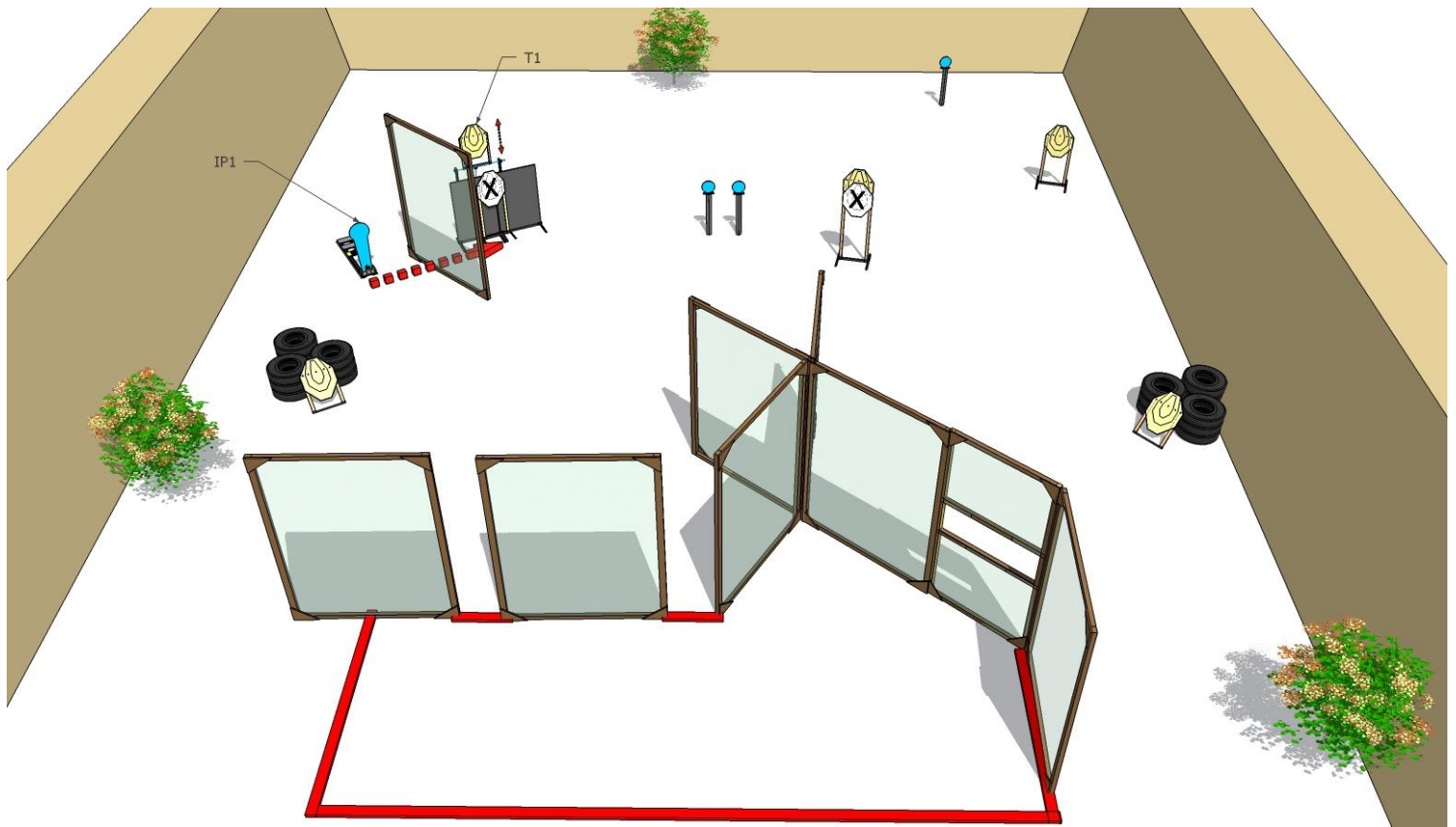
STAGE 8



Type:	Short course of fire
Number of rounds to be scored:	12
Targets:	4 IPSC Targets, 2 IPSC Mini Poppers, 2 IPSC metal plates, 3 NO-SHOOTS
Start position:	Standing relaxed, facing downrange, both heels touching the yellow line.
Gun condition:	
PCC Gun condition:	Loaded - (Option 1), standing erect, with the firearm in the ready condition, held in both hands, stock touching the competitor at hip level, barrel parallel to the ground, trigger guard downwards, muzzle pointing downrange with the fingers outside the trigger guard.
Time Starts:	On audible signal
Safety angles:	90 degrees left/right and top of the backstop, if finger is on the trigger.
Procedure:	After the starting signal, engage all targets. Poppers P1 activates moving targets, which remains visible at the end of the movement.



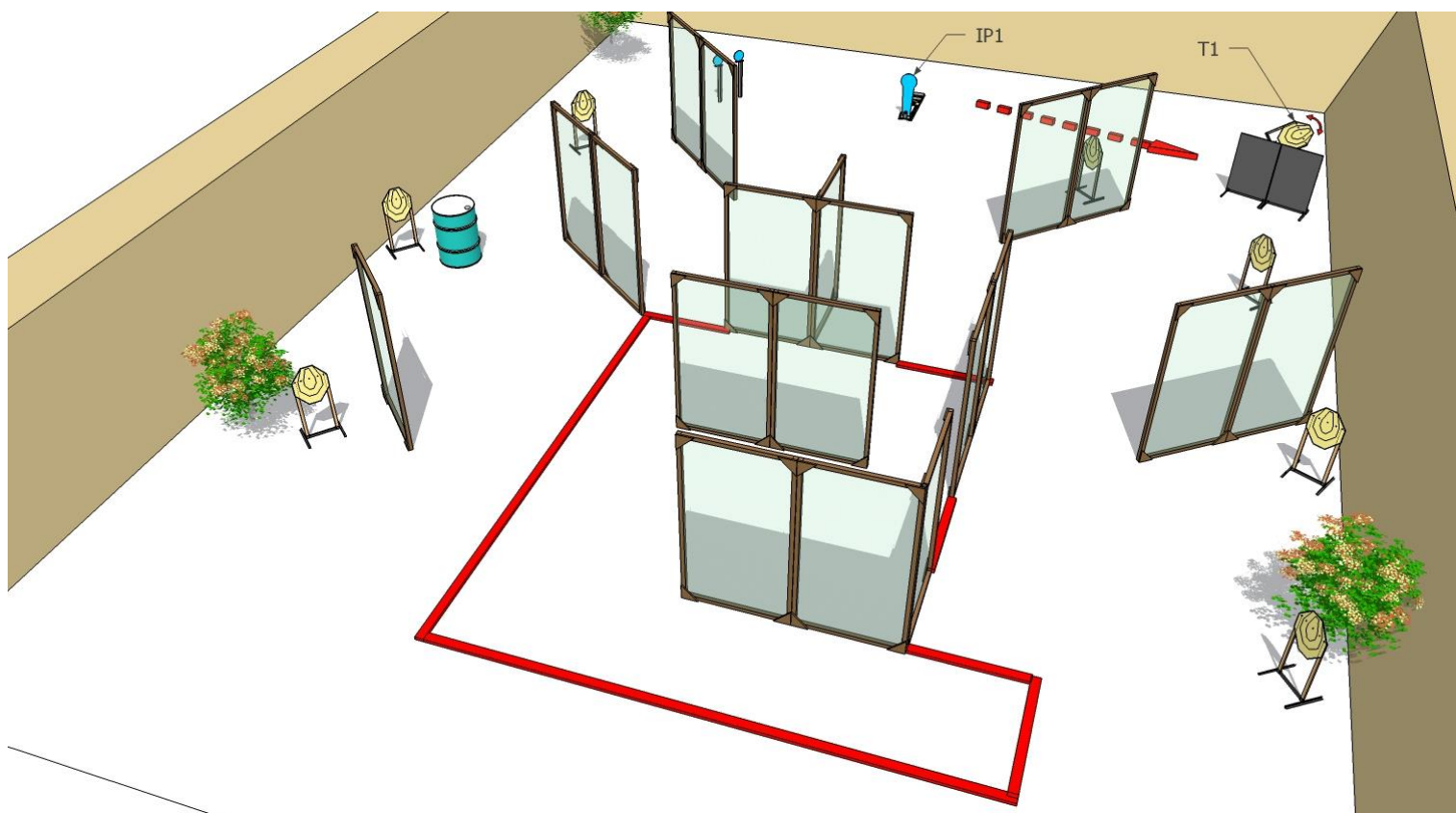
STAGE 9



Type:	Medium course of fire
Number of rounds to be scored:	14
Targets:	5 IPSC Targets, 1 IPSC Mini Poppers, 3 IPSC Metal Plates, 2 NO-SHOOTS
Start position:	Standing relaxed, facing downrange, anywhere within the designated area.
Gun condition:	
PCC Gun condition:	Loaded - (Option 1), standing erect, with the firearm in the ready condition, held in both hands, stock touching the competitor at hip level, barrel parallel to the ground, trigger guard downwards, muzzle pointing downrange with the fingers outside the trigger guard.
Time Starts:	On audible signal
Safety angles:	90 degrees left/right and top of the backstop, if finger is on the trigger.
Procedure:	After the starting signal, engage all targets. Popper P1 activates moving target. All moving targets remains visible at the end of the movement.



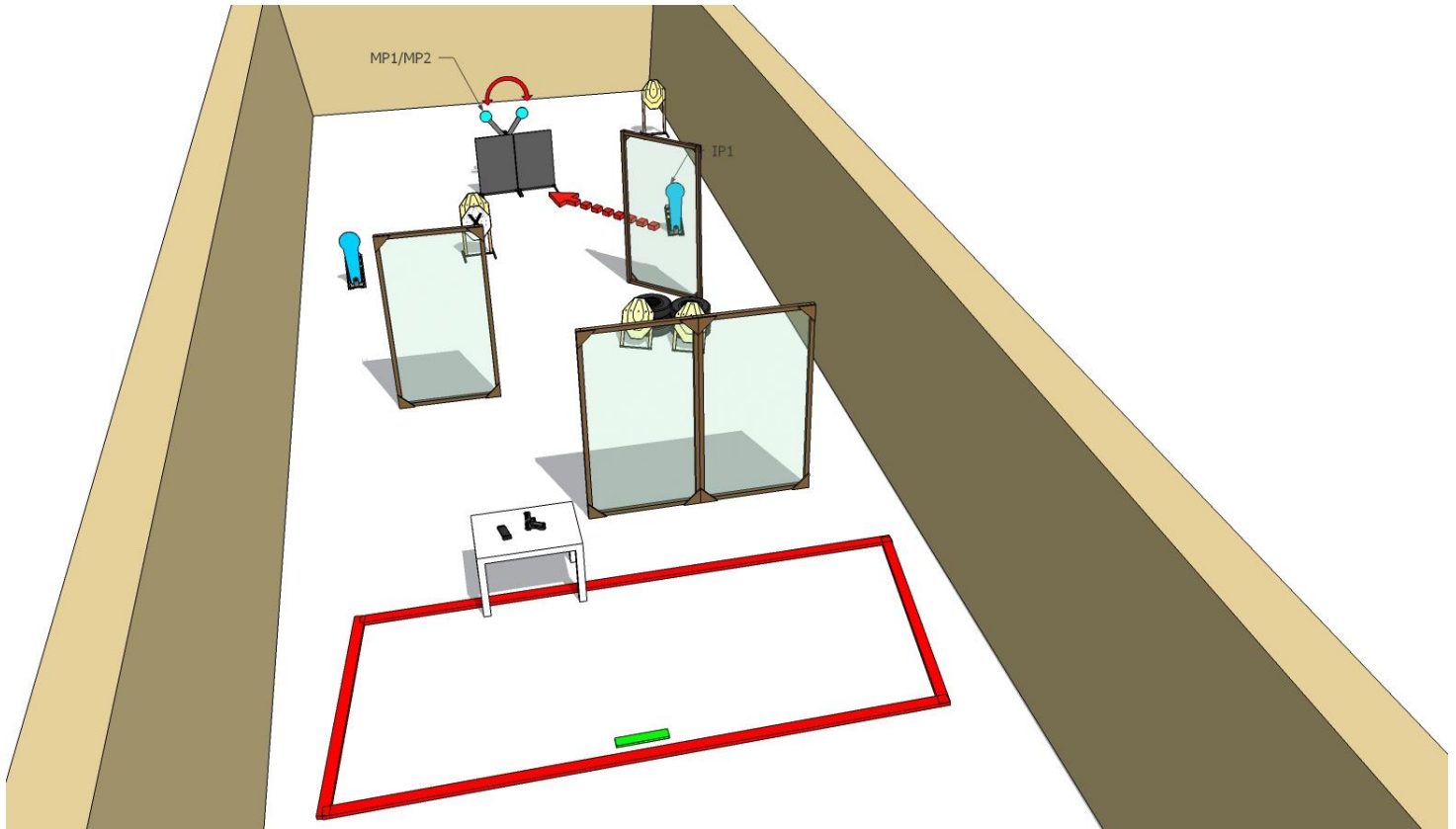
STAGE 10



Type:	Medium course of fire
Number of rounds to be scored:	19
Targets:	8 IPSC Targets, 1 IPSC Popper, 2 IPSC metal plates
Start position:	Standing relaxed, anywhere within the designated area.
Gun condition:	
PCC Gun condition:	Loaded - (Option 1), standing erect, with the firearm in the ready condition, held in both hands, stock touching the competitor at hip level, barrel parallel to the ground, trigger guard downwards, muzzle pointing downrange with the fingers outside the trigger guard.
Time Starts:	On audible signal
Safety angles:	90 degrees left/right and top of the backstop, if finger is on the trigger.
Procedure:	After the starting signal, engage targets from within designated area. Popper P1 activates moving target. All moving targets remains visible at the end of the movement.



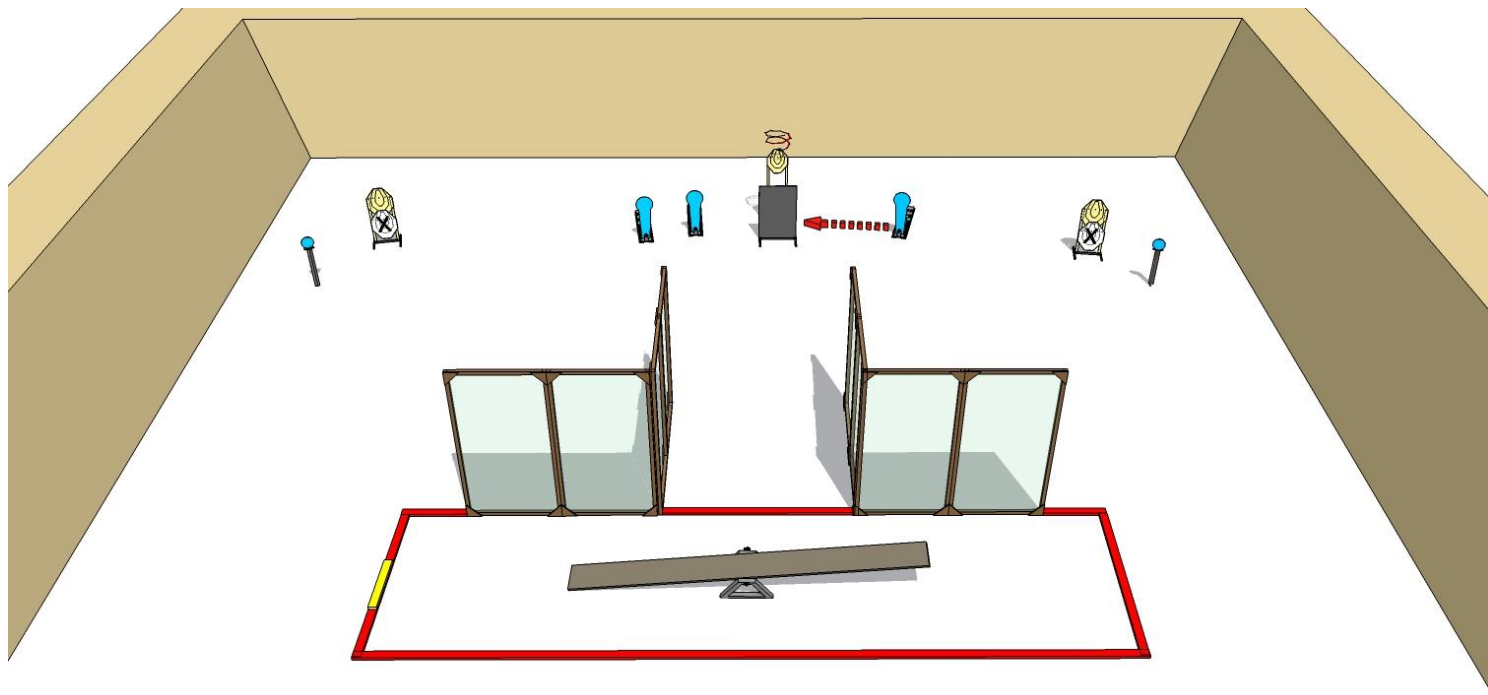
STAGE 11



Type:	Short course of fire
Number of rounds to be scored:	12
Targets:	4 IPSC Targets, 2 IPSC Poppers, 2 IPSC Metal Plates, 1 NO-SHOOT
Start position handgun:	Standing relaxed, facing downrange, both heels touching the yellow line
Gun condition:	Unloaded gun lying on the table
PCC Gun condition:	Unloaded gun (OPTION 3) lying on the table
Safety angles:	90 degrees left/right and top of the backstop, if finger is on the trigger.
Procedure:	After the starting signal, engage targets. Popper P1 activates moving targets, which remain visible at the end of the movement.



STAGE 12



Type:	Short course of fire
Number of rounds to be scored:	11
Targets:	3 IPSC Targets, 3 IPSC Mini Poppers, 2 IPSC Metal plates, 2 NO-SHOOTS
Start position:	Standing relaxed, facing downrange, one foot touching yellow mark
Gun condition:	
PCC Gun condition:	Loaded - (Option 1), standing erect, with the firearm in the ready condition, held in both hands, stock touching the competitor at hip level, barrel parallel to the ground, trigger guard downwards, muzzle pointing downrange with the fingers outside the trigger guard.
Safety angles:	90 degrees left/right and top of the backstop
Procedure:	After the starting signal, engage all targets. Popper P1 activates BONUS target T1.



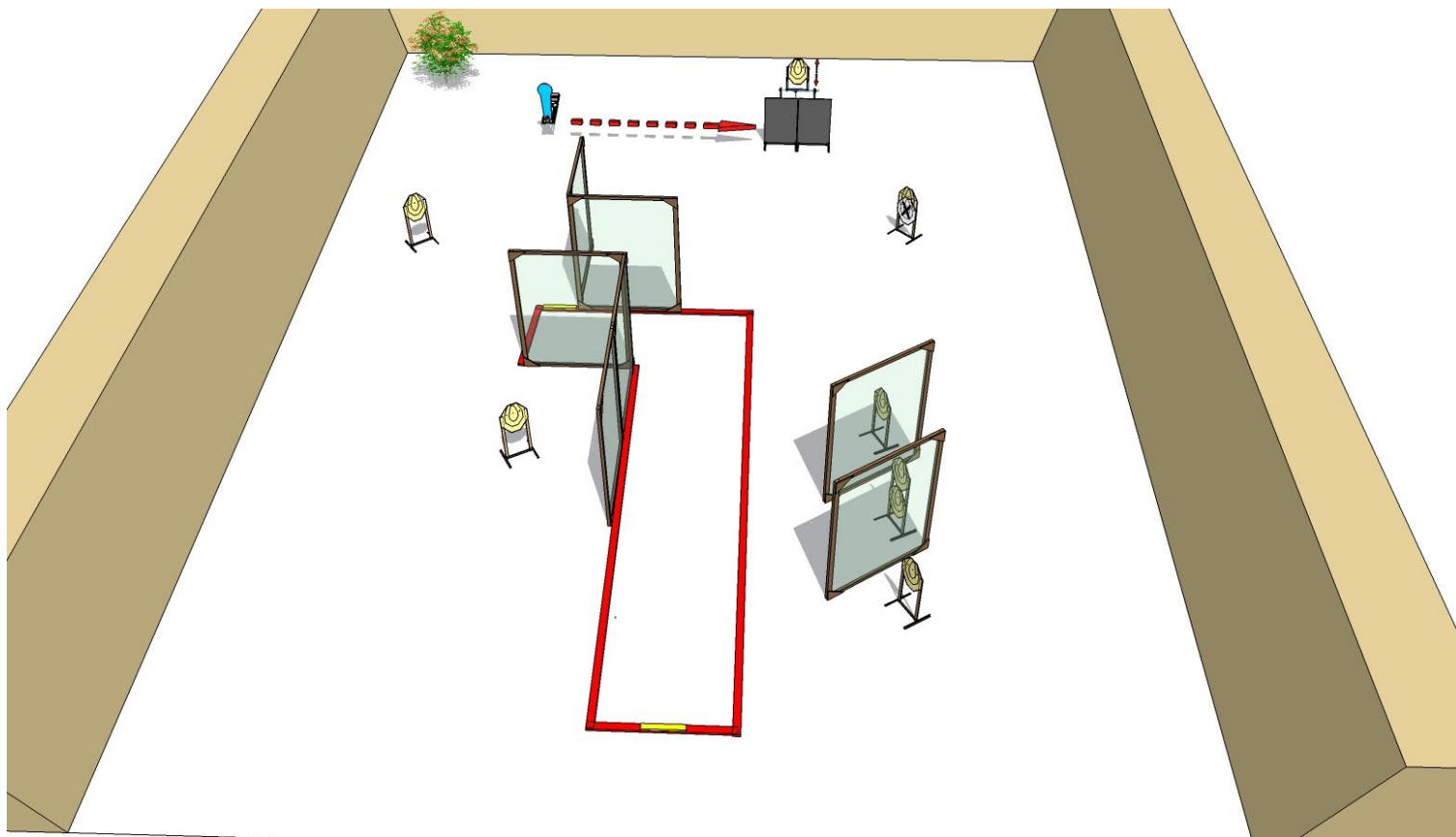
STAGE 13



Type:	Short course of fire
Number of rounds to be scored:	12
Targets:	5 IPSC Targets, 1 IPSC Popper, 1 IPSC metal plate , 2 NO-SHOOTS
Start position:	Standing relaxed, anywhere within the designated area.
Gun condition:	
PCC Gun condition:	Loaded - (Option 1), standing erect, with the firearm in the ready condition, held in both hands, stock touching the competitor at hip level, barrel parallel to the ground, trigger guard downwards, muzzle pointing downrange with the fingers outside the trigger guard.
Time Starts:	On audible signal
Safety angles:	90 degrees left/right and top of the backstop
Procedure:	After the starting signal, engage all targets. Popper P1 activates moving target. All moving targets remains visible at the end of the movement.



STAGE 14



Type:	Medium course of fire
Number of rounds to be scored:	17
Targets:	8 IPSC Targets, 1 IPSC Poppers, 1 NO-SHOOTS
Start position:	Standing relaxed, facing downrange, both feet touching yellow line
Gun condition:	
PCC Gun condition:	Loaded - (Option 1), standing erect, with the firearm in the ready condition, held in both hands, stock touching the competitor at hip level, barrel parallel to the ground, trigger guard downwards, muzzle pointing downrange with the fingers outside the trigger guard.
Time Starts:	On audible signal
Safety angles:	90 degrees left/right and top of the backstop
Procedure:	After the starting signal, engage all targets. Popper P1 activates moving target. All moving targets remains visible at the end of the movement.

