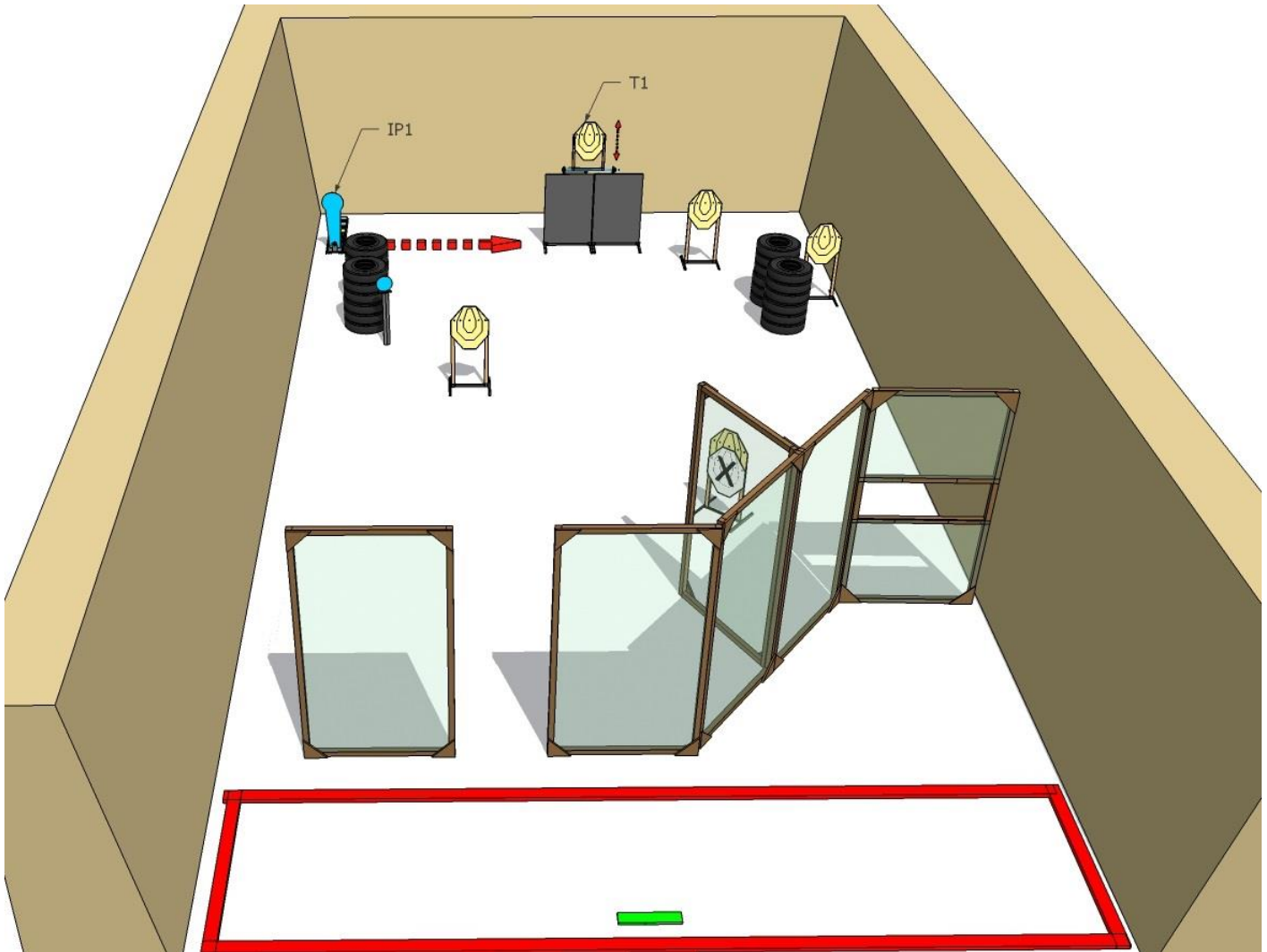


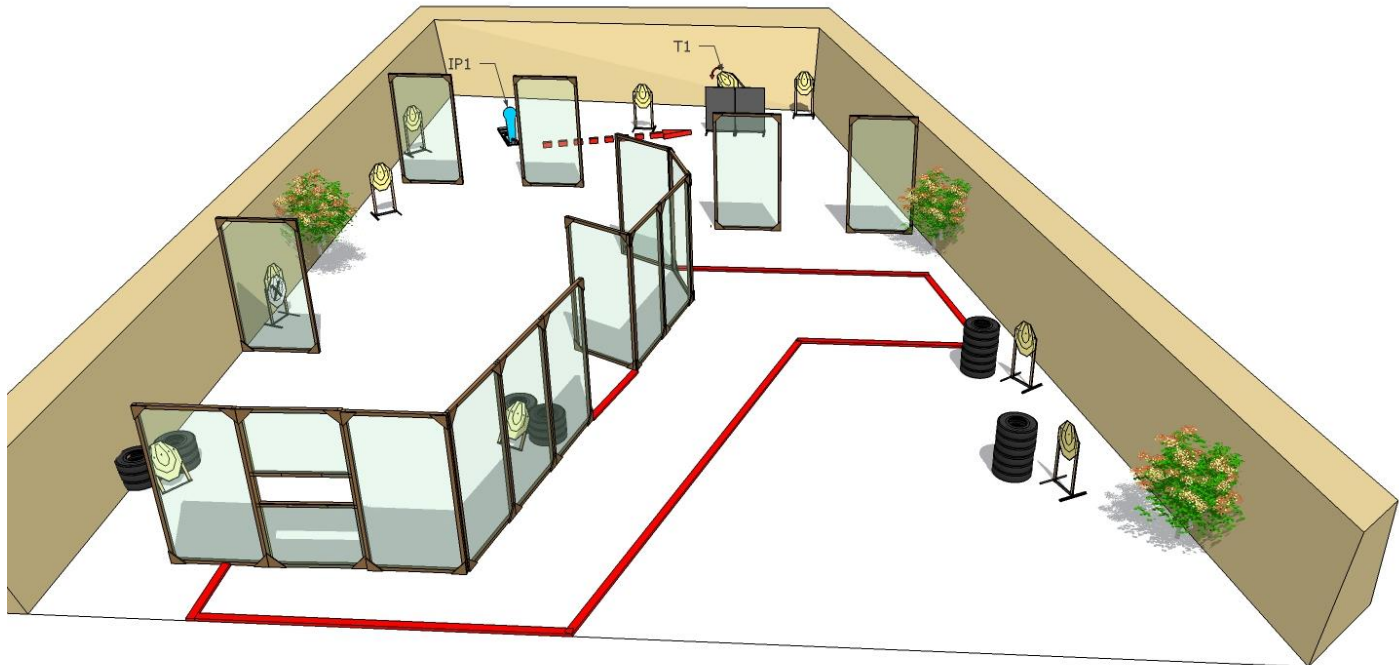
STAGE 1



Type:	Short course of fire
Number of rounds to be scored:	12
Targets:	5 IPSC Targets, 1 IPSC Popper , 1 NO-SHOOTS
Start position:	Standing relaxed, facing downrange ,one foot touching the yellow line
Gun condition:	Loaded and holsterd (OPTION 1)
Time Starts:	On audible signal
Safety angles:	90 degrees left/right and top of the backstop, if finger is on the trigger.
Procedure:	After the starting signal, engage all targets. Popper P1 activates moving target. All moving targets remains visible at the end of the movement.



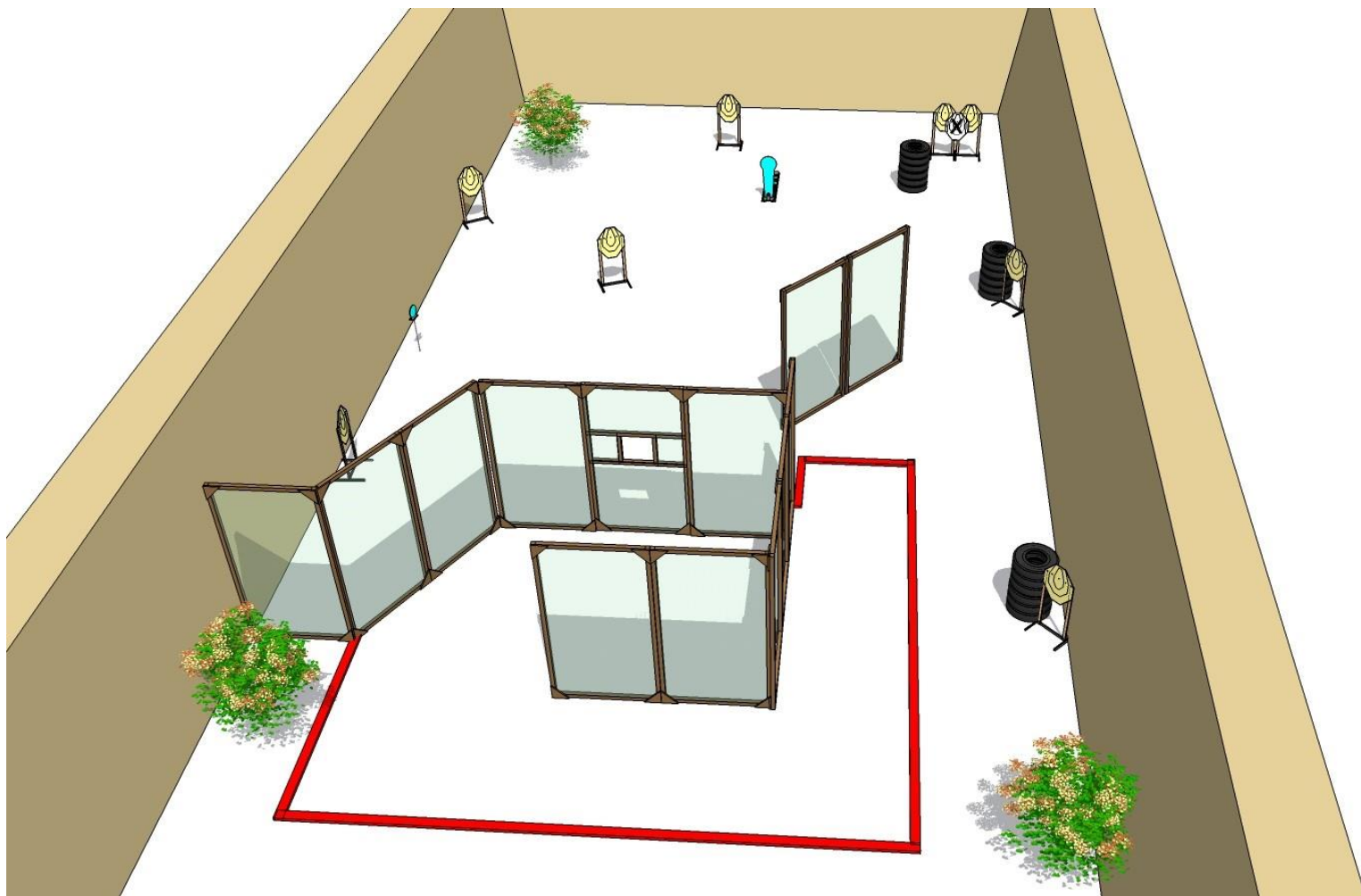
STAGE 2



Type:	Medium course of fire
Number of rounds to be scored:	21
Targets:	10 IPSC Targets, 1 IPSC mini Popper, 1 NO-SHOOTS
Start position:	Standing relaxed, facing downrange, anywhere within the designated area.
Gun condition:	Loaded and holstered (OPTION 1)
Time Starts:	On audible signal
Safety angles:	90 degrees left/right and top of the backstop, if finger is on the trigger.
Procedure:	After the starting signal, engage all targets. Popper P1 activates moving target. All moving targets remain visible at the end of the movement.



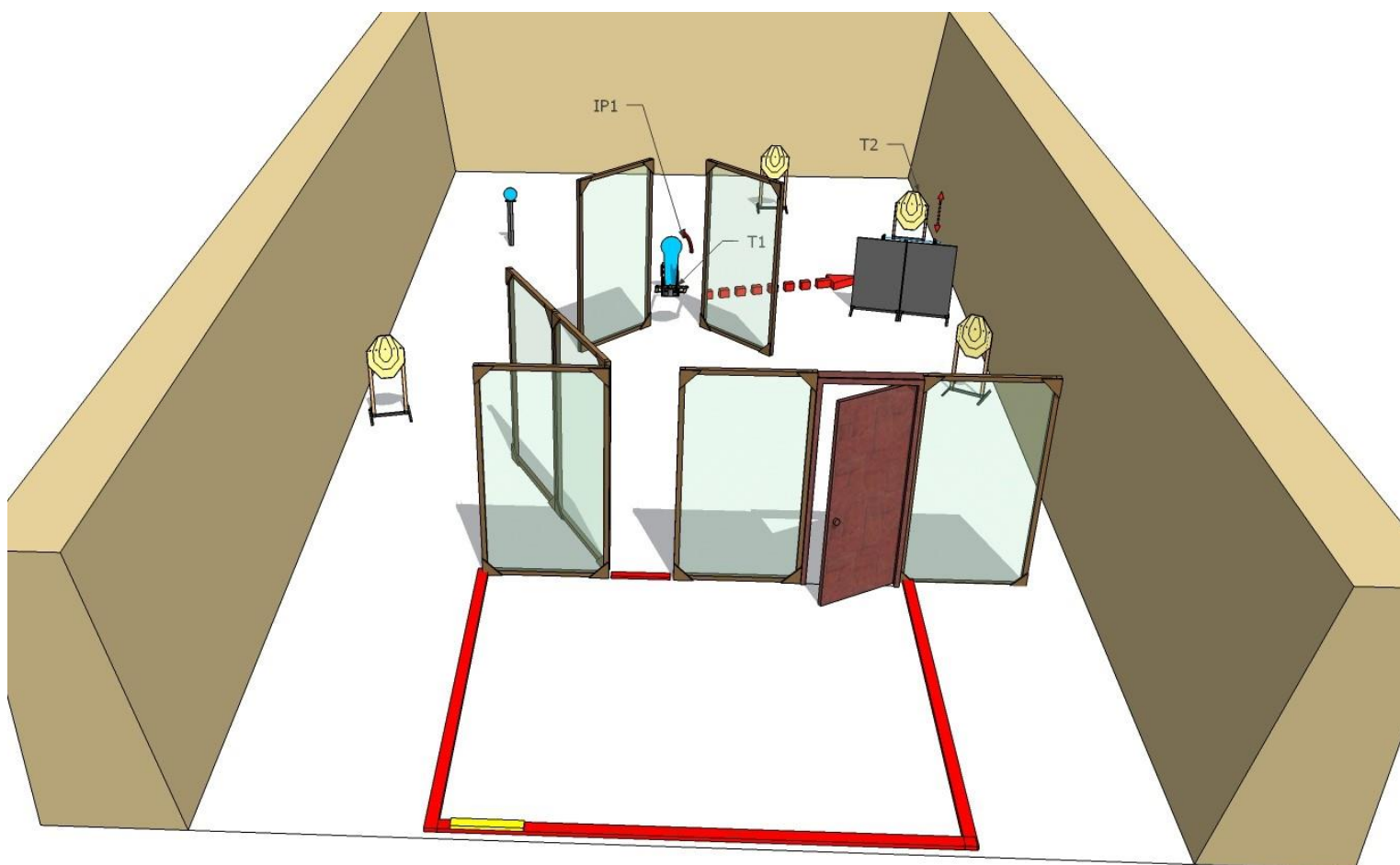
STAGE 3



Type:	Medium course of fire
Number of rounds to be scored:	18
Targets:	8 IPSC Targets, 1 IPSC Popper, 1 IPSC metal plate, 1 NO-SHOOTS
Start position:	Standing relaxed, facing downrange, anywhere within the designated area.
Gun condition:	Loaded and holstered (OPTION 1)
Time Starts:	On audible signal
Safety angles:	90 degrees left/right and top of the backstop, if finger is on the trigger.
Procedure:	After the starting signal, engage all targets.



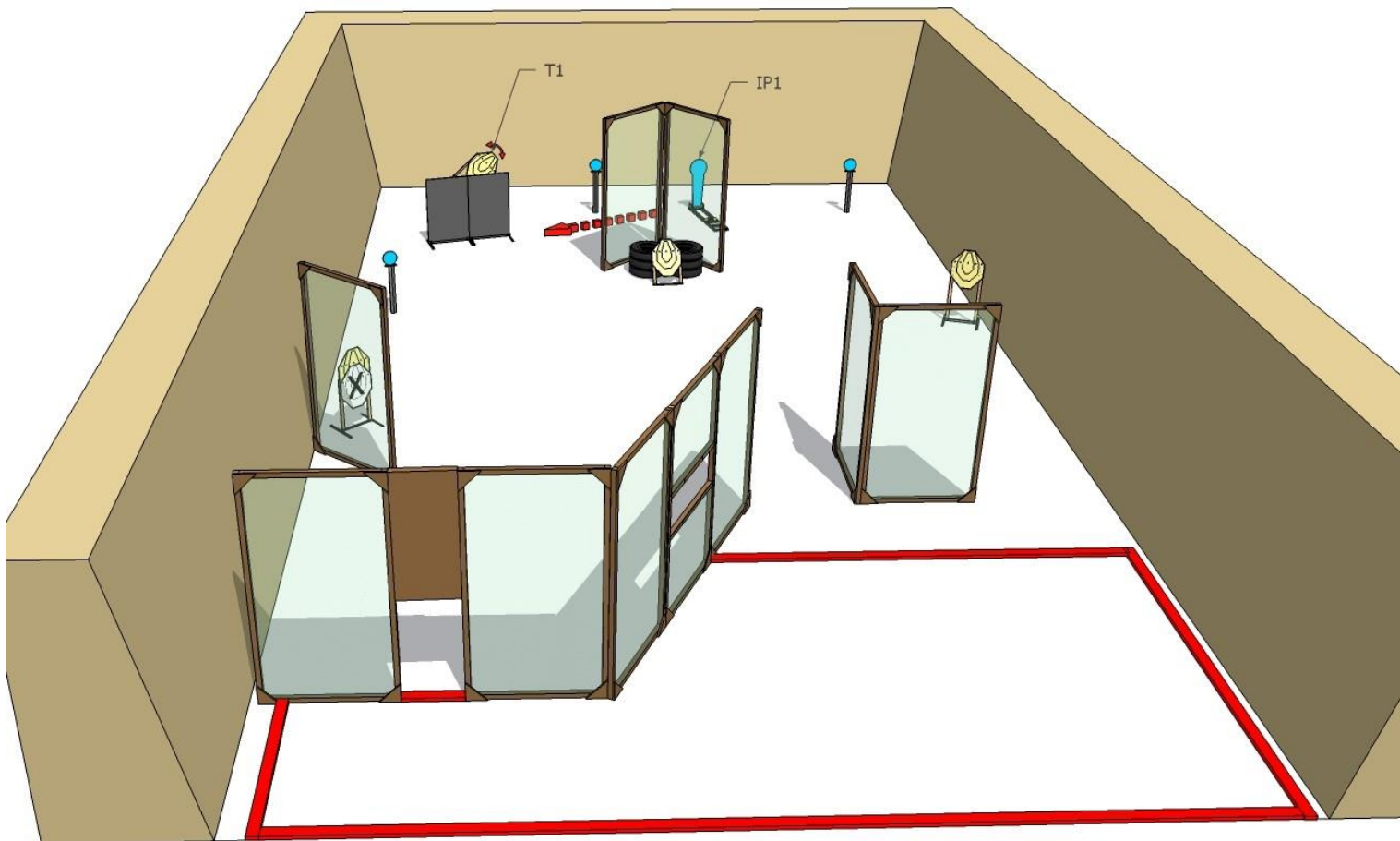
STAGE 4



Type:	Short course of fire
Number of rounds to be scored:	10
Targets:	4 IPSC Targets, 1 IPSC Mini Popper, 1 IPSC metal plate
Start position:	Standing relaxed, facing downrange, one foot touching the yellow line
Gun condition:	Loaded, chamber empty (OPTION 2)
Time Starts:	On audible signal
Safety angles:	90 degrees left/right and top of the backstop, if finger is on the trigger.
Procedure:	After the starting signal, engage all targets. Popper P1 activates moving target, which remains visible at the end of the movement.



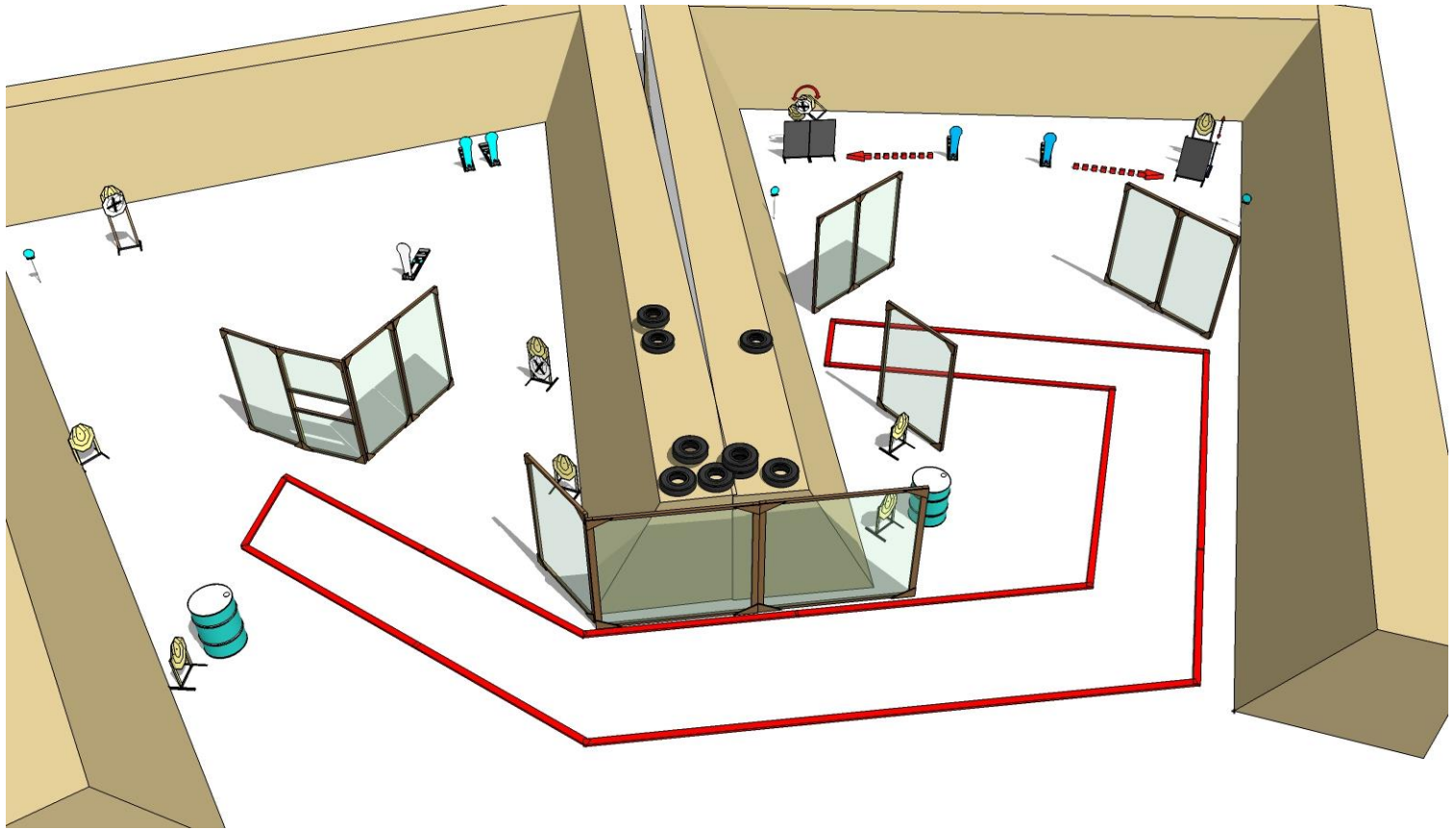
STAGE 5



Type:	Short course of fire
Number of rounds to be scored:	12
Targets:	4 IPSC Targets, 1 IPSC Popper, 3 IPSC metal plate, 1 NO-SHOOTS
Start position:	Standing relaxed, facing downrange, anywhere within the designated area.
Gun condition:	Loaded and holstered (OPTION 1)
Time Starts:	On audible signal
Safety angles:	90 degrees left/right and top of the backstop, if finger is on the trigger.
Procedure:	After the starting signal, engage all targets. Popper P1 activates moving target. All moving targets remains visible at the end of the movement.



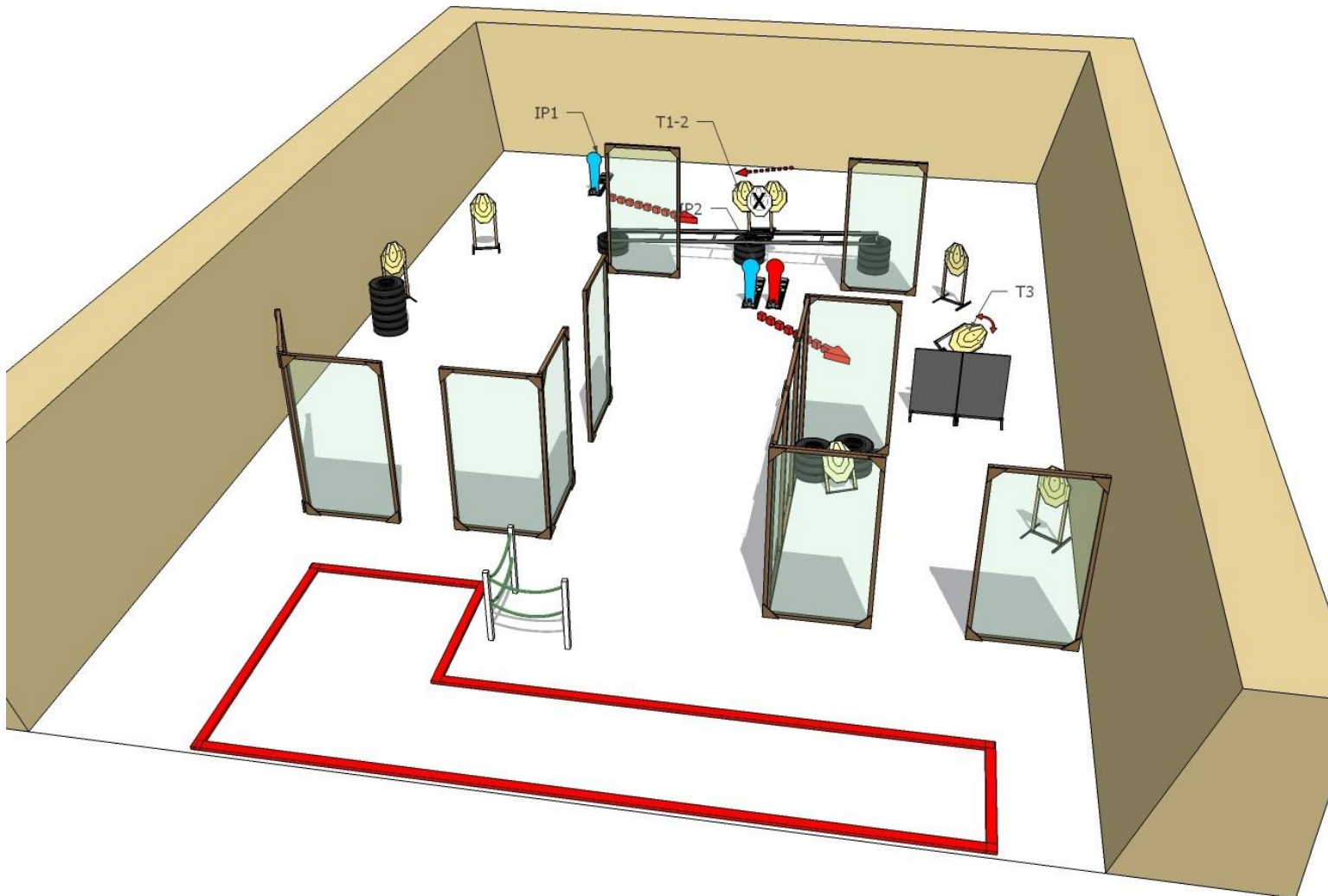
STAGE 6



Type:	Long course of fire
Number of rounds to be scored:	27
Targets:	10 IPSC Targets, 4 IPSC Mini Popper, 3 IPSC Metal plates, 3 NO-SHOOTS
Start position:	Standing relaxed, facing downrange, anywhere within the designated area.
Gun condition:	Loaded and holsterd (OPTION 1)
Time Starts:	On audible signal
Safety angles:	90 degrees left/right and top of the backstop, if finger is on the trigger.
Procedure:	After the starting signal, engage all targets. Popper P1 and P2 activates moving target. All moving targets remains visible at the end of the movement.



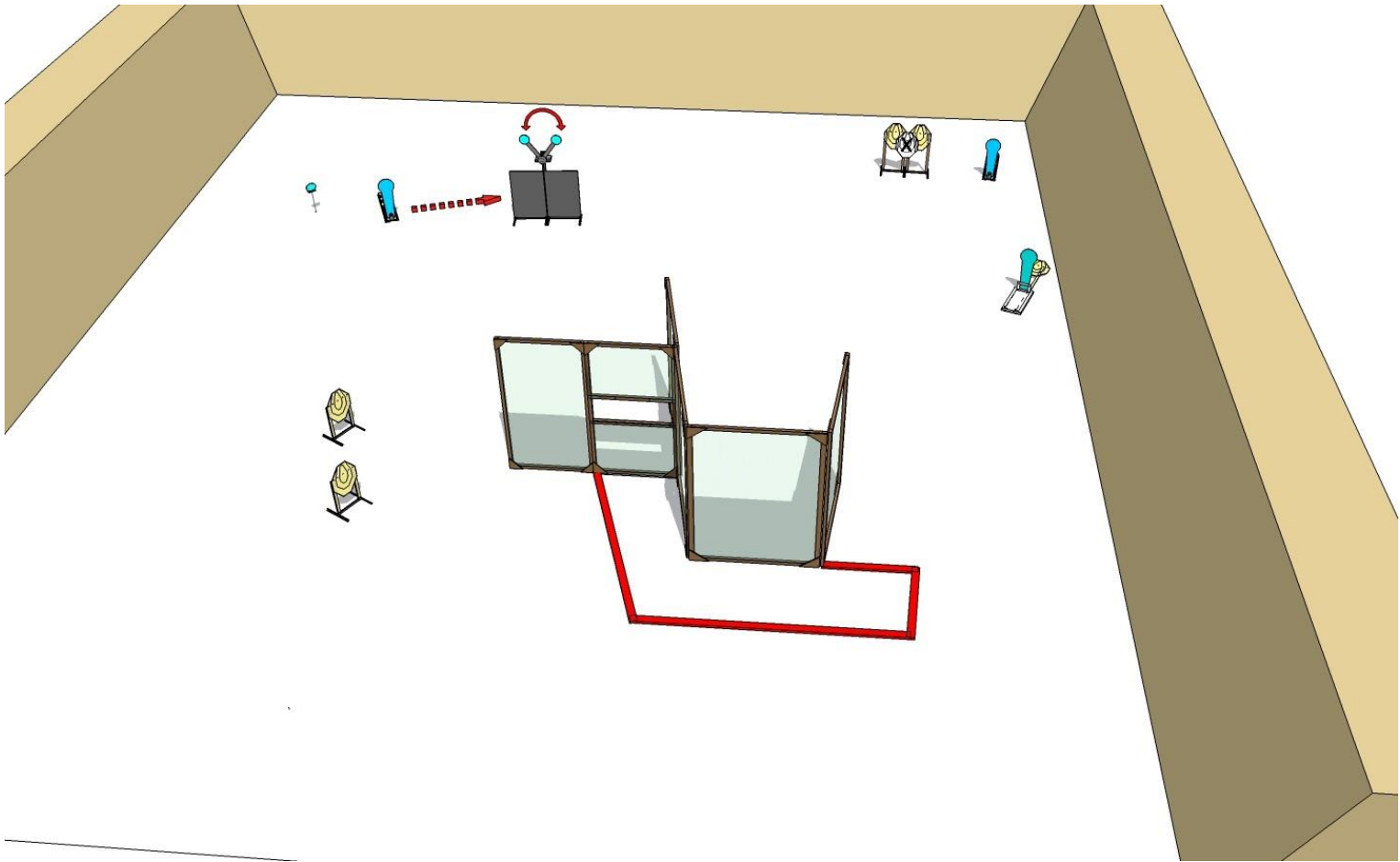
STAGE 7



Type:	Medium course of fire
Number of rounds to be scored:	18
Targets:	8 IPSC Targets, 2 IPSC Mini Popper, 1 NO-SHOOTS
Start position:	Standing relaxed, facing downrange anywhere within the designated area.
Gun condition:	Loaded and holsterd (OPTION 1)
Time Starts:	On audible signal
Safety angles:	90 degrees left/right and top of the backstop, if finger is on the trigger.
Procedure:	After the starting signal, engage all targets. Popper P1 and P2 activates moving targets T1-2 and T3. All moving targets remains visible at the end of the movement.



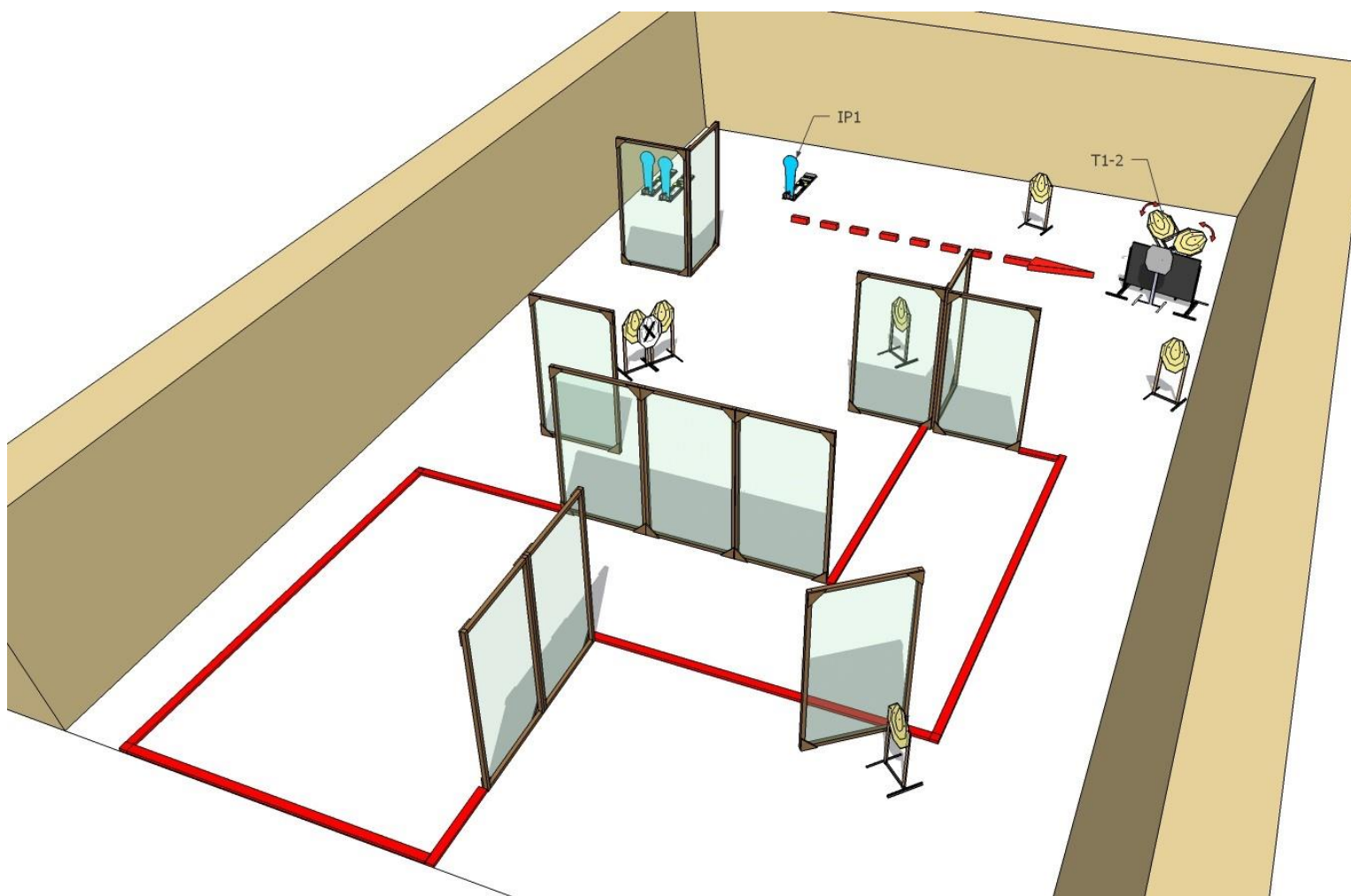
STAGE 8



Type:	Medium course of fire
Number of rounds to be scored:	16
Targets:	5 IPSC Targets, 3 IPSC Mini Poppers, 3 IPSC metal plates, 1 NO-SHOOTS
Start position:	Standing relaxed, facing downrange anywhere within the designated area..
Gun condition:	Loaded and holsterd (OPTION 1)
Time Starts:	On audible signal
Safety angles:	90 degrees left/right and top of the backstop, if finger is on the trigger.
Procedure:	After the starting signal, engage all targets. Poppers P1 activates moving plates, Popper P2 activates flipping targets. All moving targets remains visible at the end of the movement.



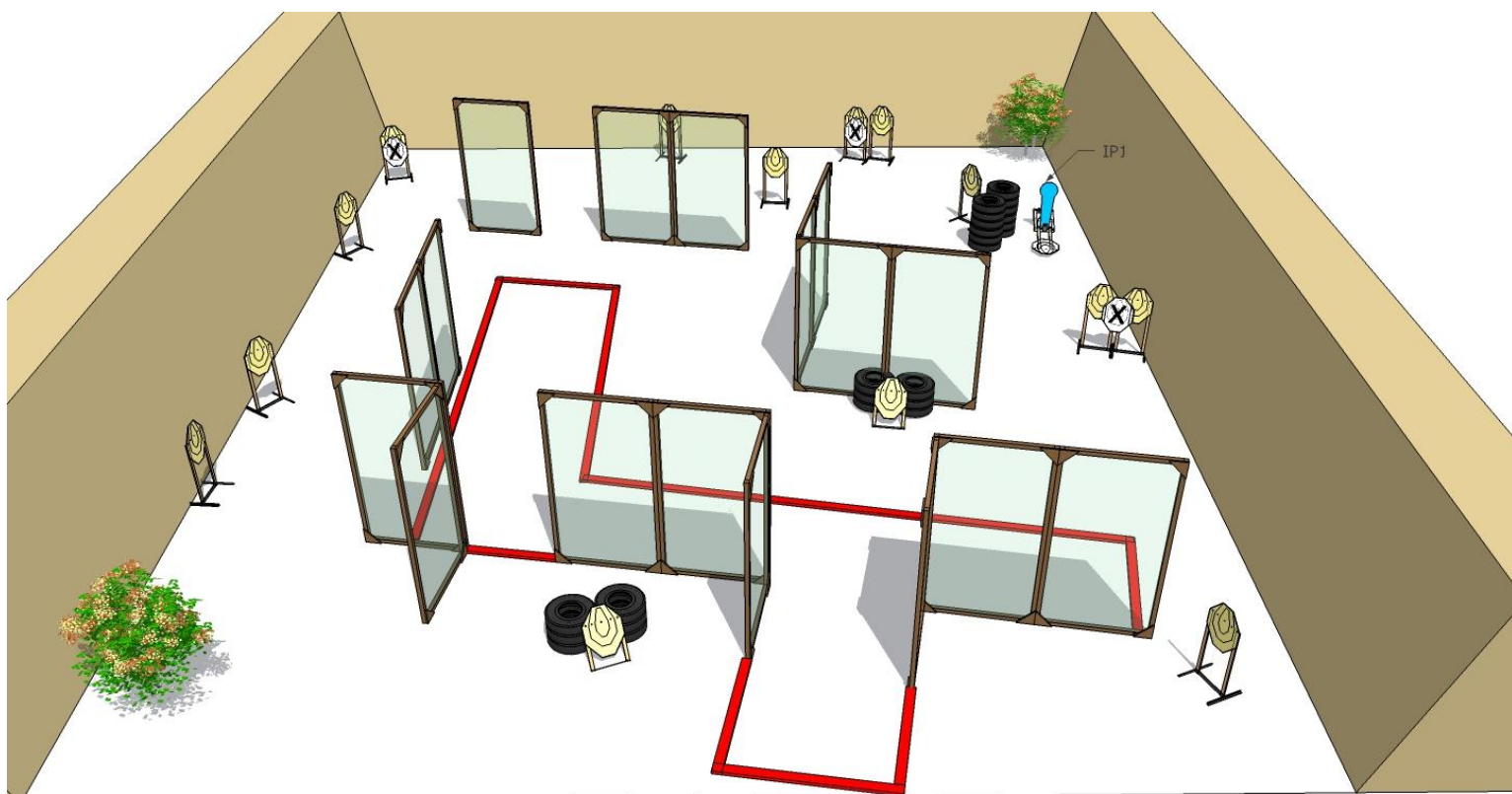
STAGE 9



Type:	Medium course of fire
Number of rounds to be scored:	19
Targets:	8 IPSC Targets, 3 IPSC Mini Poppers, 1 NO-SHOOTS
Start position:	Standing relaxed, facing downrange, anywhere within the designated area.
Gun condition:	Loaded and holsterd (OPTION 1)
Time Starts:	On audible signal
Safety angles:	90 degrees left/right and top of the backstop, if finger is on the trigger.
Procedure:	After the starting signal, engage all targets. Popper P1 activates moving targets T1-2. All moving targets remains visible at the end of the movement.



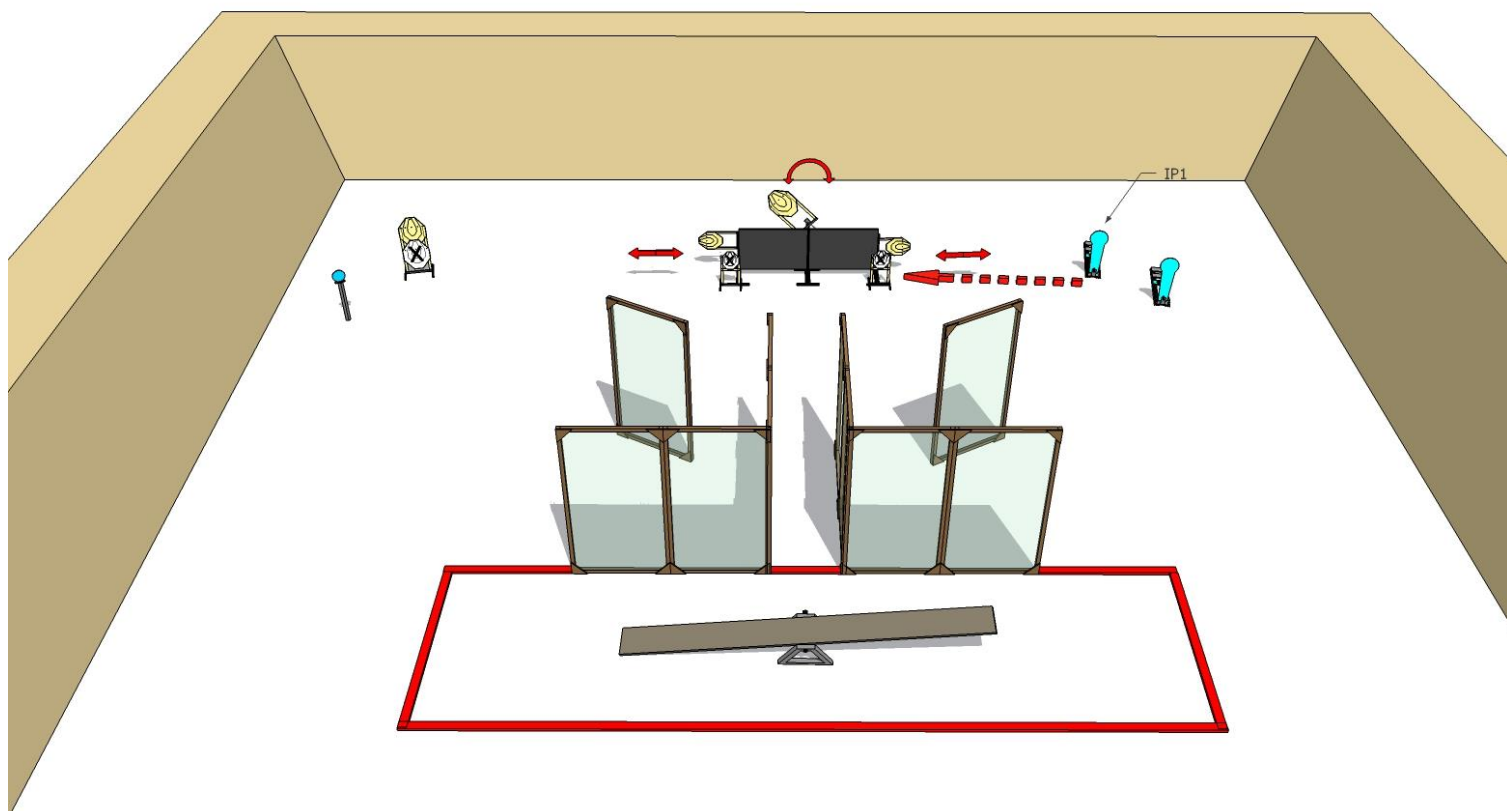
STAGE 10



Type:	Long course of fire
Number of rounds to be scored:	31
Targets:	15 IPSC Targets, 1 IPSC Popper, 3 NO-SHOOTS
Start position:	Standing relaxed, facing downrange, anywhere within the designated area.
Gun condition:	Loaded and holstered (OPTION 1)
Time Starts:	On audible signal
Safety angles:	90 degrees left/right and top of the backstop, if finger is on the trigger.
Procedure:	After the starting signal, engage targets from within designated area. Popper P1 activates flipping target T1. All moving targets remains visible at the end of the movement.



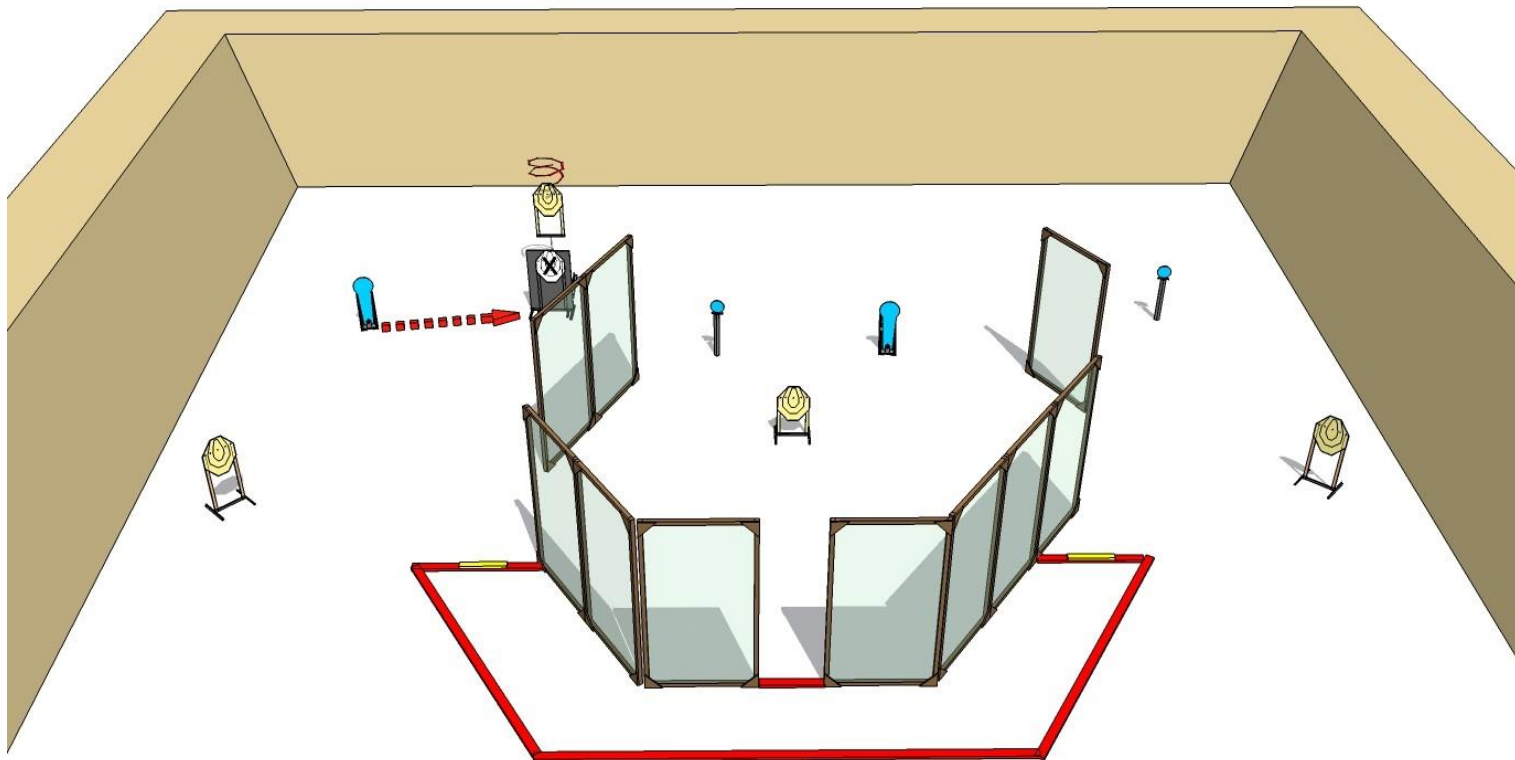
STAGE 11



Type:	Short course of fire
Number of rounds to be scored:	11
Targets:	4 IPSC Targets, 2 IPSC Poppers, 1 IPSC Metal Plate, 3 NO-SHOOT
Start position handgun:	Standing relaxed, facing downrange, anywhere within the designated area.
Gun condition:	Loaded and holstered (OPTION 1)
Safety angles:	90 degrees left/right and top of the backstop, if finger is on the trigger.
Procedure:	After the starting signal, engage targets. Popper P1 activates moving targets T 1-2-3. All moving targets remains visible at the end of the movement.



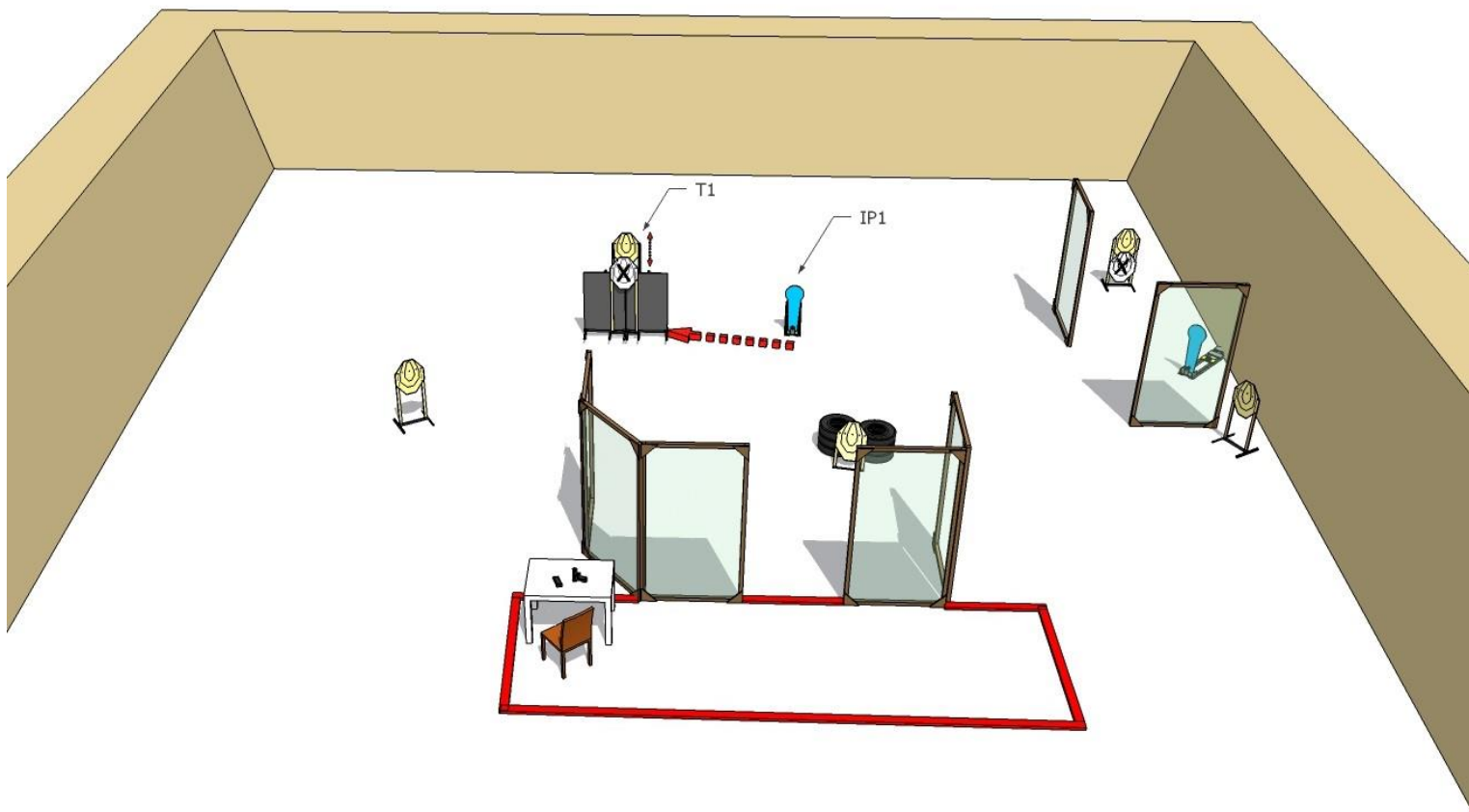
STAGE 12



Type:	Short course of fire
Number of rounds to be scored:	12
Targets:	4 IPSC Targets, 2 IPSC Mini Poppers, 2 IPSC Metal plates, 1 NO-SHOOTS
Start position:	Standing relaxed, one feet touching yellow mark, as demonstrated.
Gun condition:	Loaded and holsterd (OPTION 1)
Safety angles:	90 degrees left/right and top of the backstop
Procedure:	After the starting signal, engage all targets. Popper P1 activates bonus moving target.



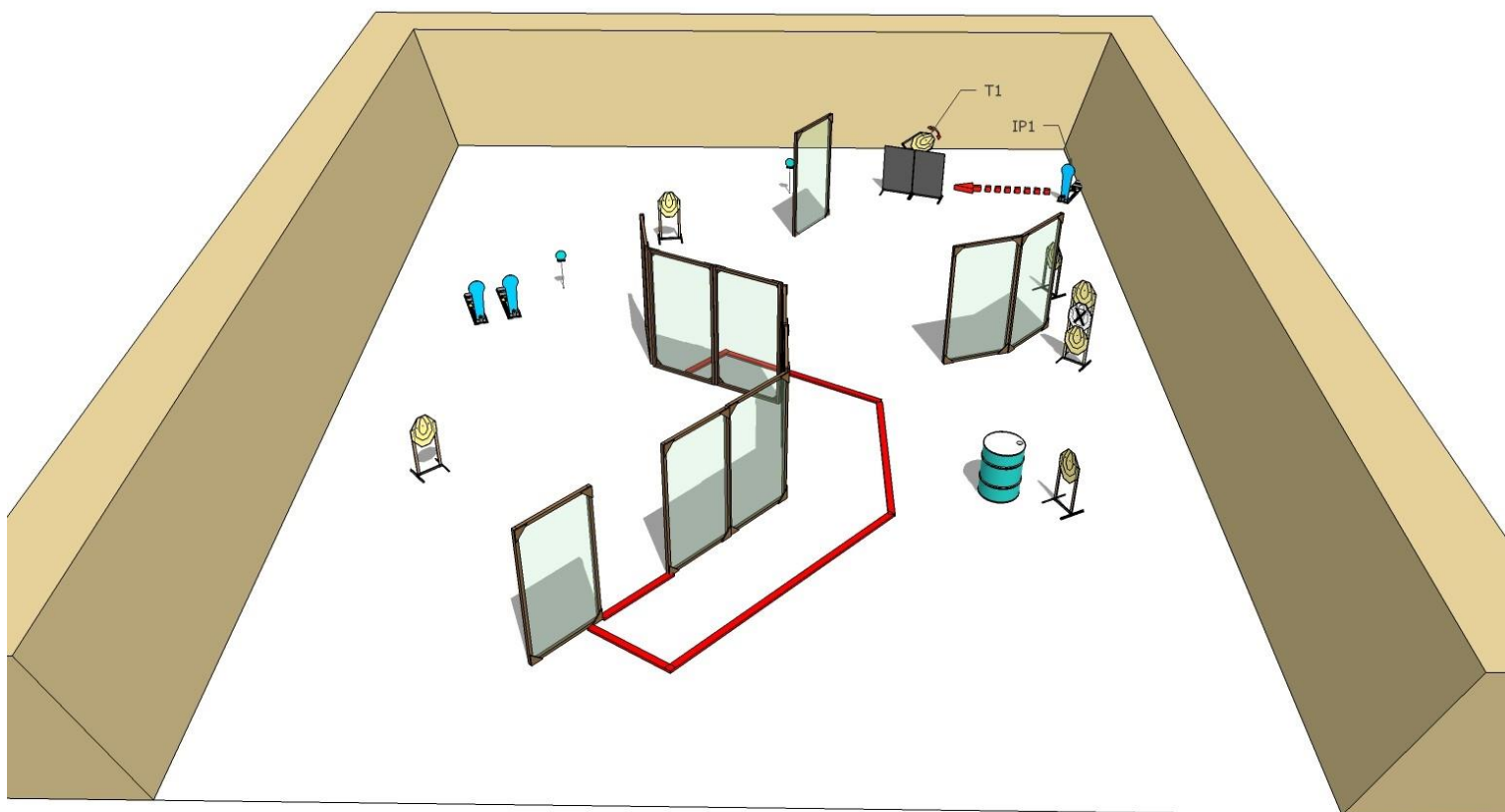
STAGE 13



Type:	Short course of fire
Number of rounds to be scored:	12
Targets:	5 IPSC Targets, 2 IPSC Popper, 2 NO-SHOOTS
Start position:	Sitting on the chair, both hands on the knees as demonstrated.
Gun condition:	Gun loaded, lying flat on the table. (OPTION 1)
Time Starts:	On audible signal
Safety angles:	90 degrees left/right and top of the backstop
Procedure:	After the starting signal, engage all targets. Popper P1 activates moving target T1. All moving targets remains visible at the end of the movement.



STAGE 14



Type:	Medium course of fire
Number of rounds to be scored:	19
Targets:	7 IPSC Targets, 2 IPSC Mini Poppers, 1 IPSC Popper, 2 IPSC metal plates, 1 NO-SHOOTS
Start position:	Standing relaxed, facing downrange, anywhere within the designated area.
Gun condition:	Loaded and holstered (OPTION 1)
Time Starts:	On audible signal
Safety angles:	90 degrees left/right and top of the backstop
Procedure:	After the starting signal, engage all targets. Popper P1 activates moving target T1. All moving targets remains visible at the end of the movement.

