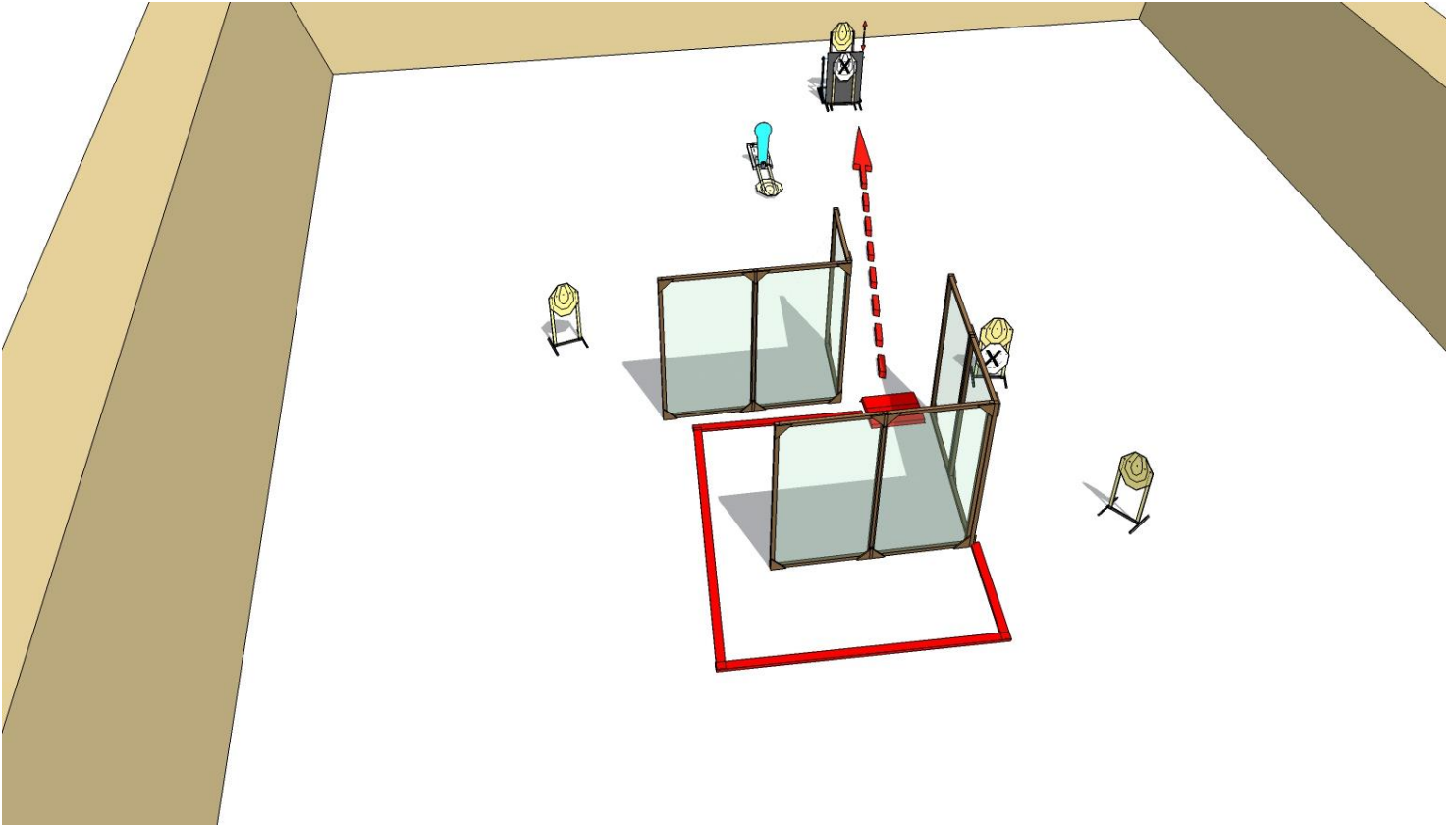


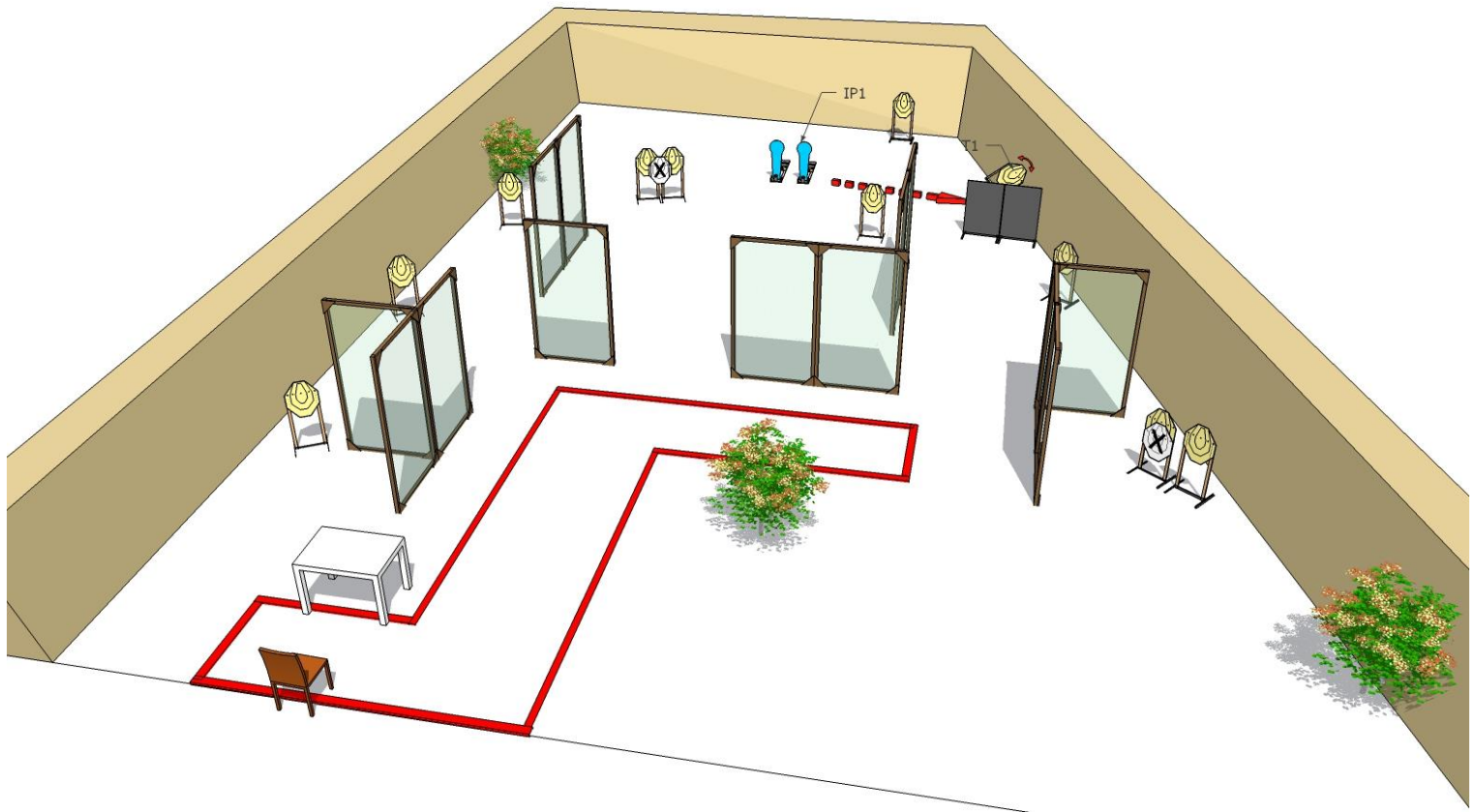
# STAGE 1



<b>Type:</b>	Short course of fire
<b>Number of rounds to be scored:</b>	11
<b>Targets:</b>	5 IPSC Targets, 1 IPSC Popper , 2 NO-SHOOTS
<b>Start position:</b>	Standing relaxed, facing downrange , anywhere within the designated area as demonstrated
<b>Handgun Ready condition:</b>	
<b>Time Starts:</b>	On audible signal
<b>Safety angles:</b>	90 degrees left/right and top of the backstop, if finger is on the trigger.
<b>Procedure:</b>	Stepping on the platform will activate moving target. Popper P1 will activate flipping target. All moving targets remains visible at the end of the movement.



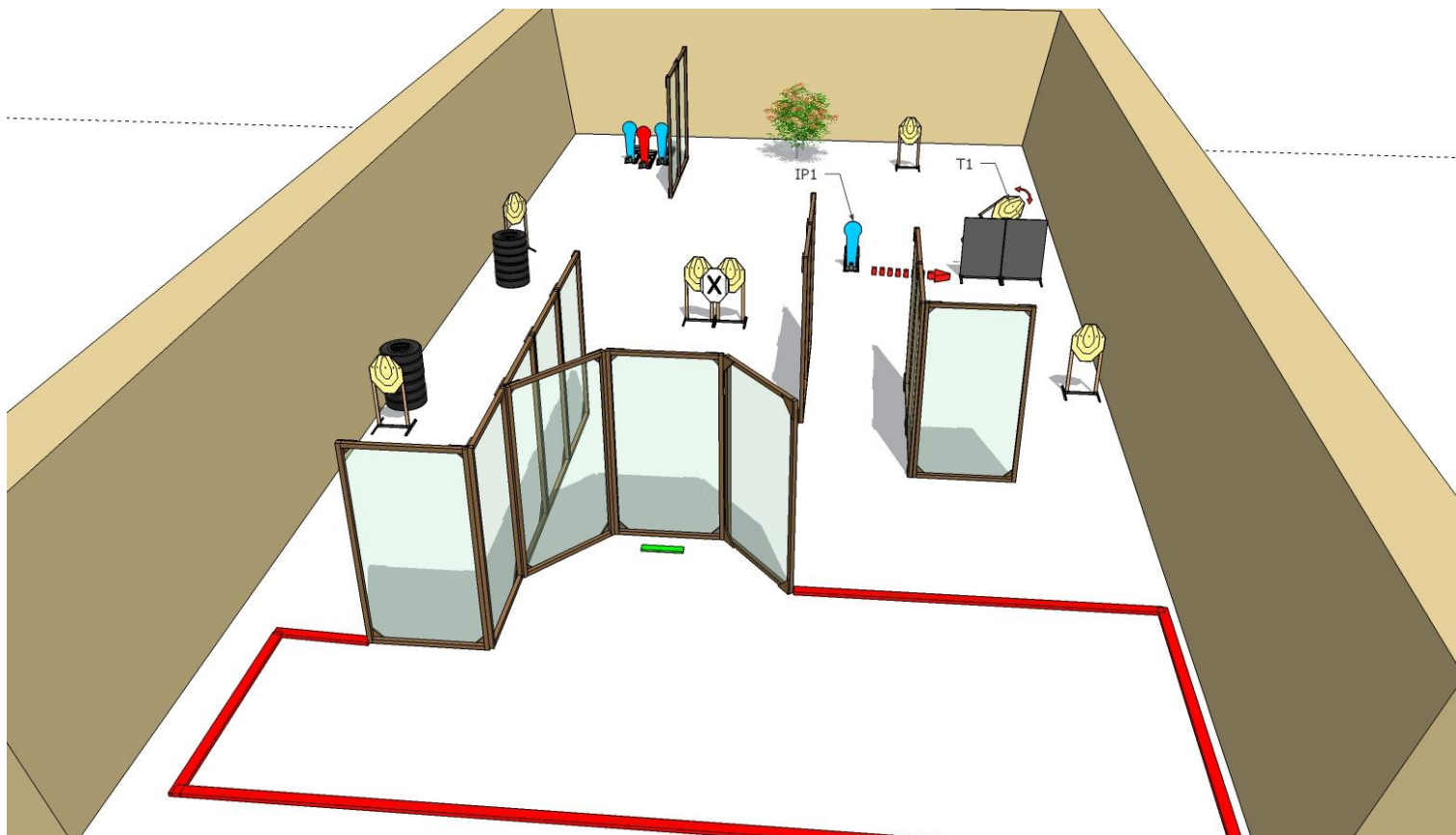
# STAGE 2



<b>Type:</b>	Medium course of fire
<b>Number of rounds to be scored:</b>	24
<b>Targets:</b>	11 IPSC Targets, 2 IPSC Popper, 2 NO-SHOOTS
<b>Start position:</b>	Sitting on the chair, with both hands on the knees as demonstrated
<b>Handgun Ready condition:</b>	Loaded, chamber empty, magazine inserted, handgun lying flat on the table on the mark.
<b>Time Starts:</b>	On audible signal
<b>Safety angles:</b>	90 degrees left/right and top of the backstop, if finger is on the trigger.
<b>Procedure:</b>	After the starting signal, engage all targets. Popper P1 activates moving target. All moving targets remains visible at the end of the movement.



# STAGE 3

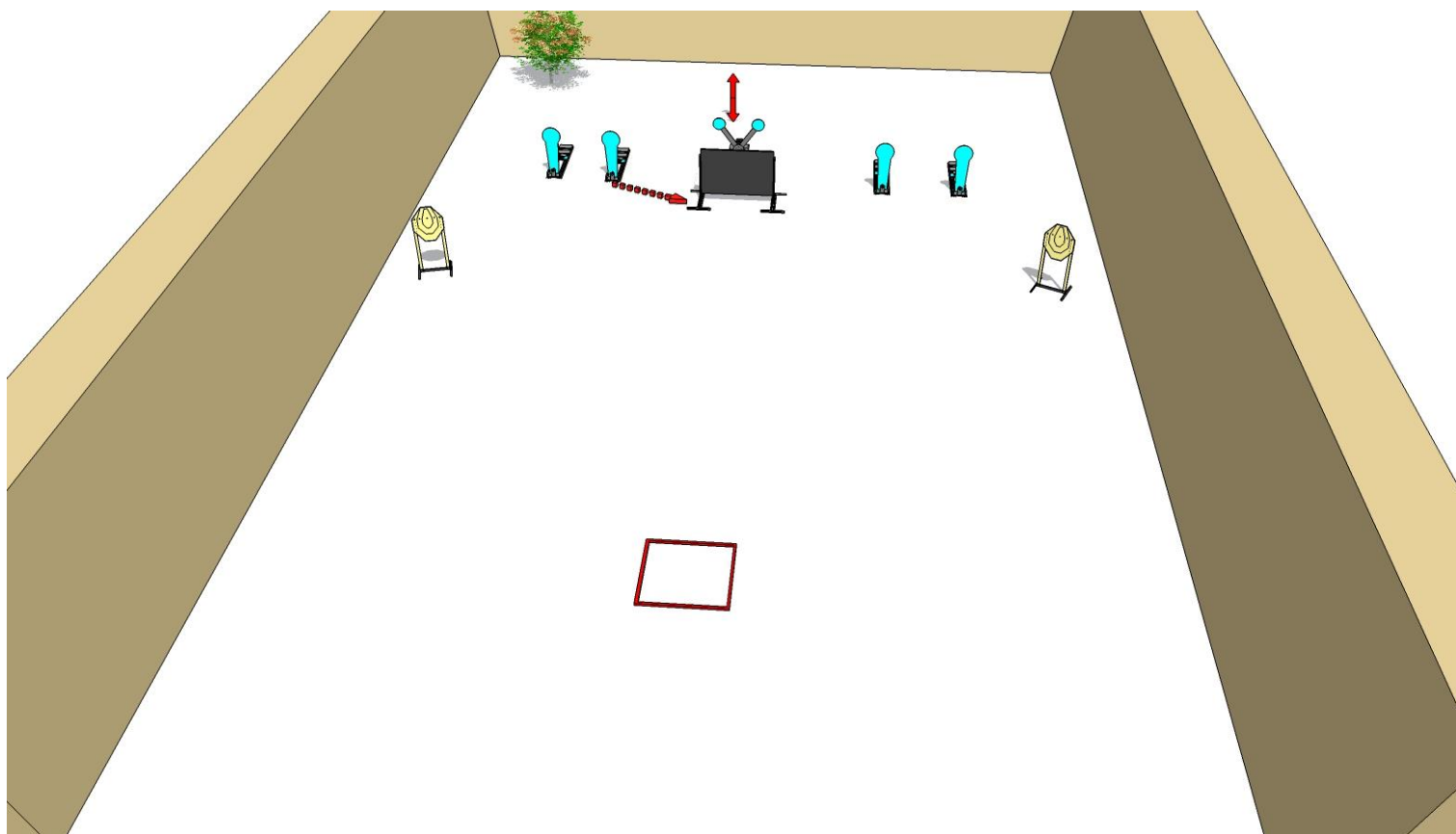


<b>Type:</b>	Medium course of fire
<b>Number of rounds to be scored:</b>	17
<b>Targets:</b>	7 IPSC Targets, 1 IPSC Popper, 2 IPSC Mini Popper, 1 NO-SHOOT
<b>Start position:</b>	Standing relaxed, facing downrange, one foot touching the marked line
<b>Handgun Ready condition:</b>	
<b>Time Starts:</b>	On audible signal
<b>Safety angles:</b>	90 degrees left/right and top of the backstop, if finger is on the trigger.
<b>Procedure:</b>	After the starting signal, engage all targets. Popper P1 activates moving target T1, which remains visible at the end of the movement.



# STAGE 4

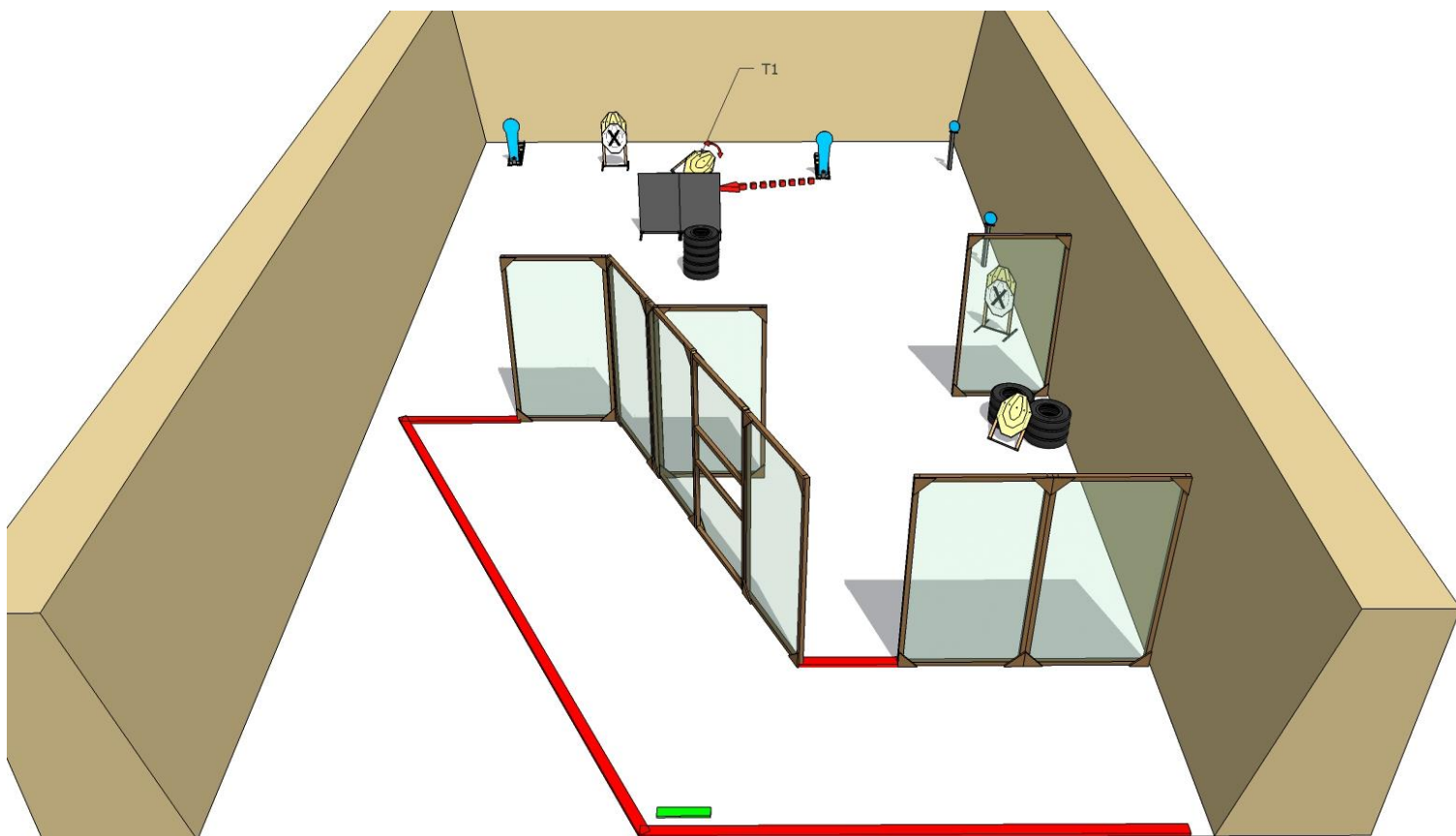
---



<b>Type:</b>	Short course of fire
<b>Number of rounds to be scored:</b>	10
<b>Targets:</b>	2 IPSC Targets, 4 IPSC Popper, 2 IPSC metal plate
<b>Start position:</b>	Standing relaxed, facing downrange, anywhere within the designated area.
<b>Handgun Ready condition:</b>	
<b>Time Starts:</b>	On audible signal
<b>Safety angles:</b>	90 degrees left/right and top of the backstop, if finger is on the trigger.
<b>Procedure:</b>	After the starting signal, engage all targets. Popper P1 activates moving plates, which remains visible at the end of the movement.



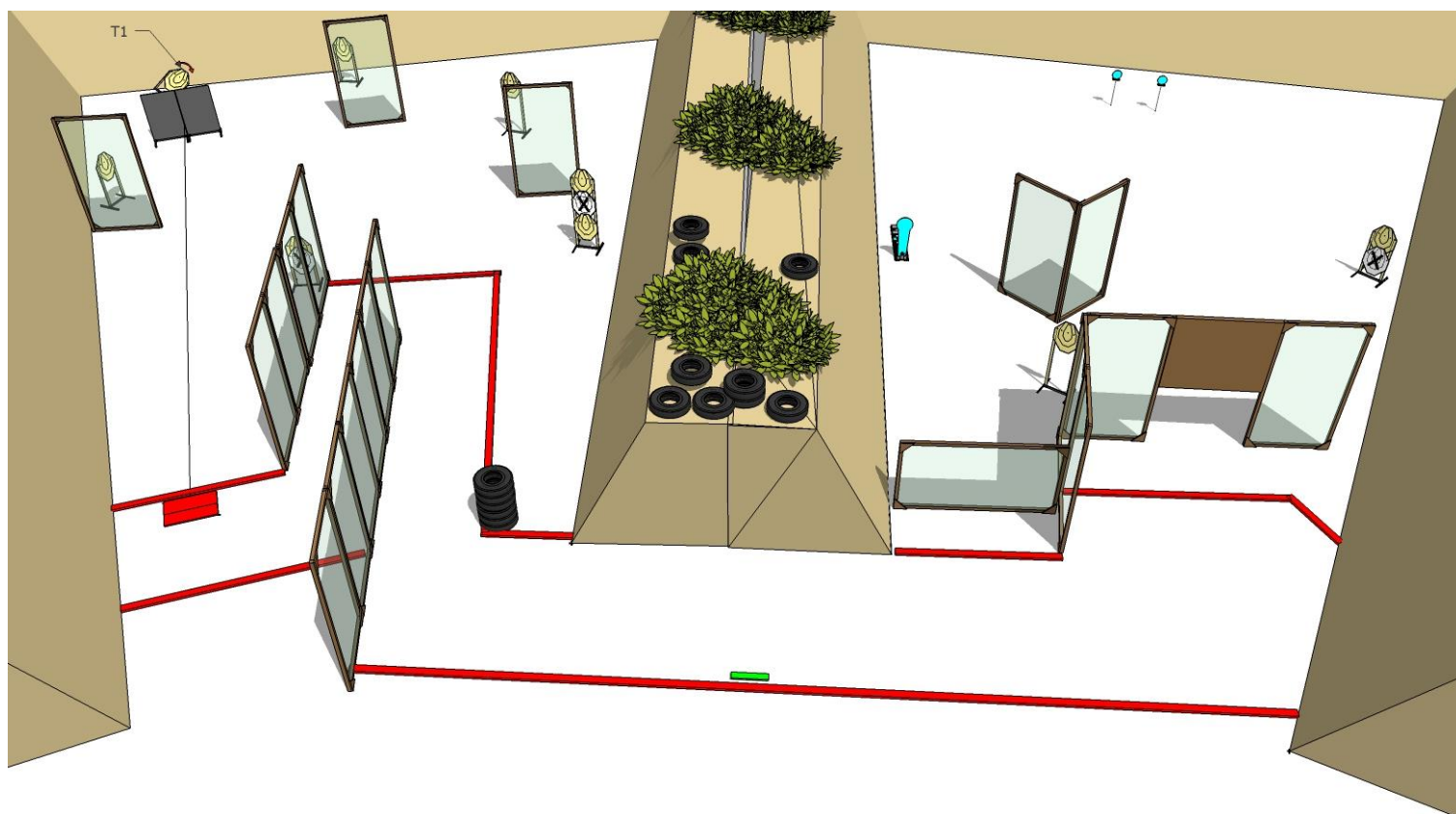
# STAGE 5



<b>Type:</b>	Short course of fire
<b>Number of rounds to be scored:</b>	12
<b>Targets:</b>	4 IPSC Targets, 2 IPSC Mini Popper, 2 IPSC metal plate, 2 NO-SHOOTS
<b>Start position:</b>	Standing relaxed, facing downrange, both feet touching the marked line
<b>Handgun Ready condition:</b>	
<b>Time Starts:</b>	On audible signal
<b>Safety angles:</b>	90 degrees left/right and top of the backstop, if finger is on the trigger.
<b>Procedure:</b>	After the starting signal, engage all targets. Popper P1 activates moving target. All moving targets remains visible at the end of the movement.



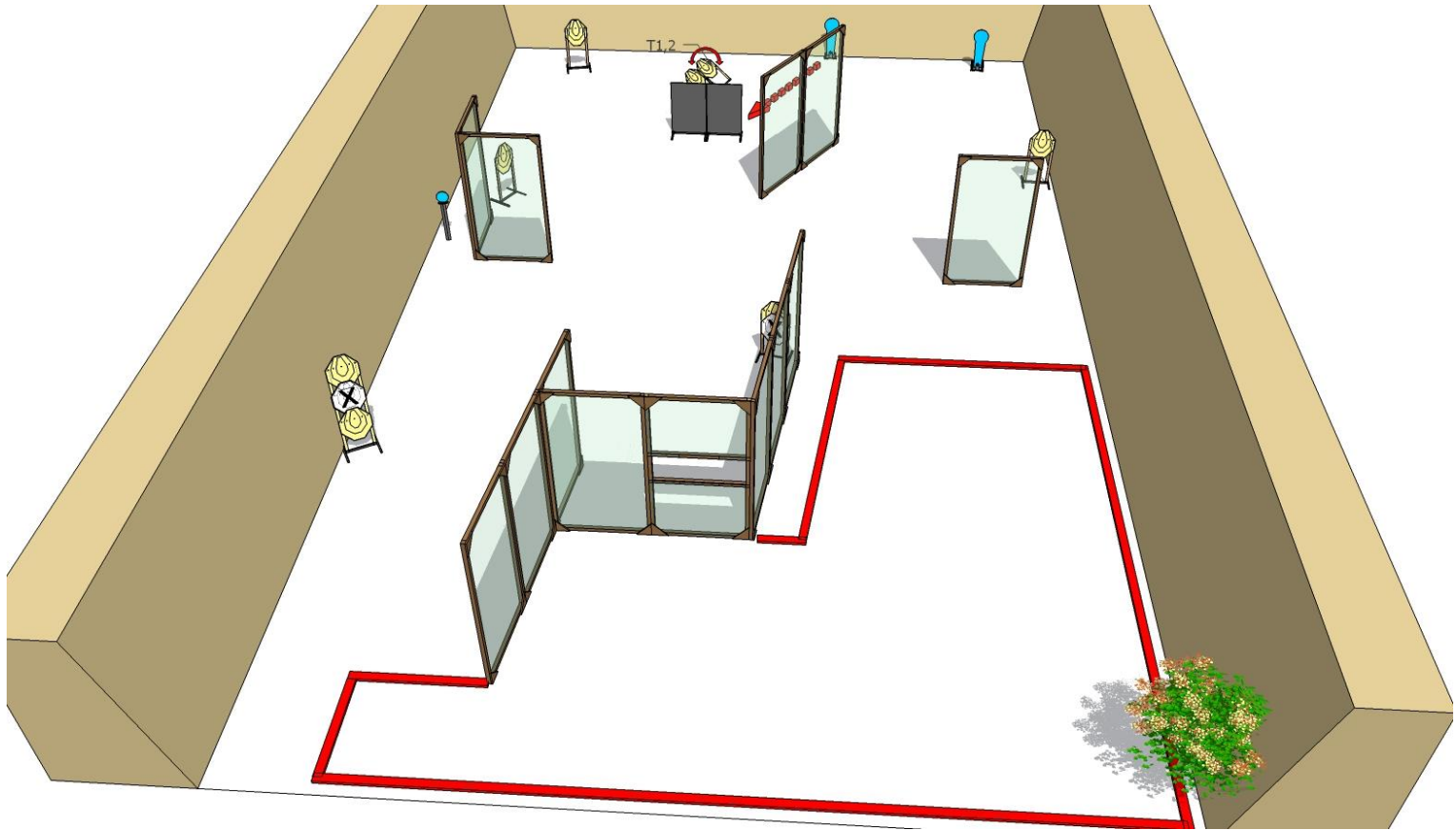
# STAGE 6



<b>Type:</b>	Medium course of fire
<b>Number of rounds to be scored:</b>	21
<b>Targets:</b>	9 IPSC Targets, 1 IPSC Mini Popper, 2 IPSC Metal plates, 3 NO-SHOOTS
<b>Start position:</b>	Standing relaxed, facing downrange, both feet touching the marked line
<b>Handgun Ready condition:</b>	
<b>Time Starts:</b>	On audible signal
<b>Safety angles:</b>	90 degrees left/right and top of the backstop, if finger is on the trigger.
<b>Procedure:</b>	After the starting signal, engage all targets. . Stepping on the platform will activates moving target. All moving targets remains visible at the end of the movement.



# STAGE 7

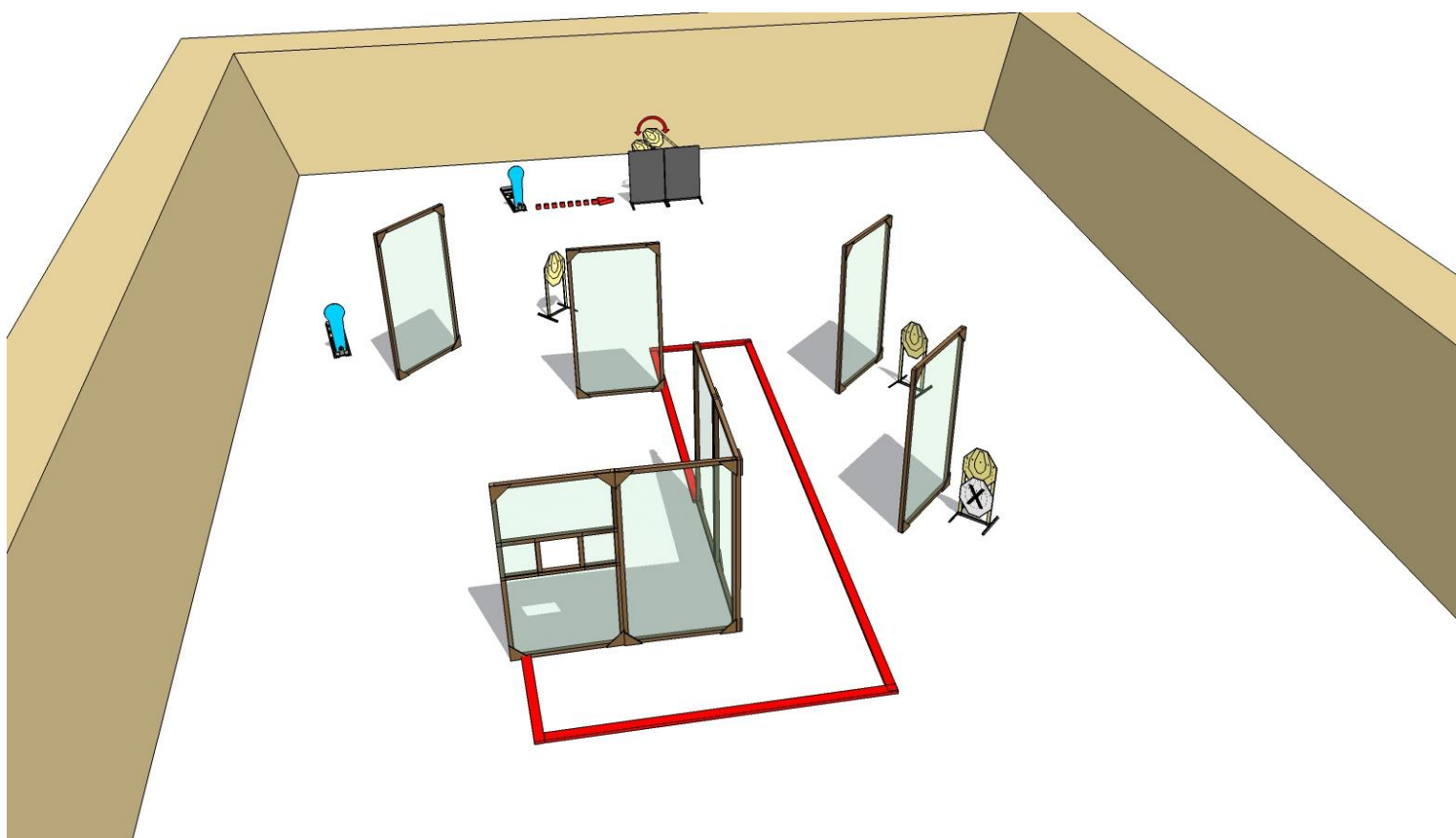


<b>Type:</b>	Medium course of fire
<b>Number of rounds to be scored:</b>	19
<b>Targets:</b>	8 IPSC Targets, 1 IPSC Popper, 1 IPSC Mini Popper, 1 IPSC Plate, 2 NO-SHOOTS
<b>Start position:</b>	Standing relaxed, facing downrange anywhere within the designated area.
<b>Handgun Ready condition:</b>	
<b>Time Starts:</b>	On audible signal
<b>Safety angles:</b>	90 degrees left/right and top of the backstop, if finger is on the trigger.
<b>Procedure:</b>	After the starting signal, engage all targets. Popper P1 activates moving targets T1-2. All moving targets remains visible at the end of the movement.



# STAGE 8

---

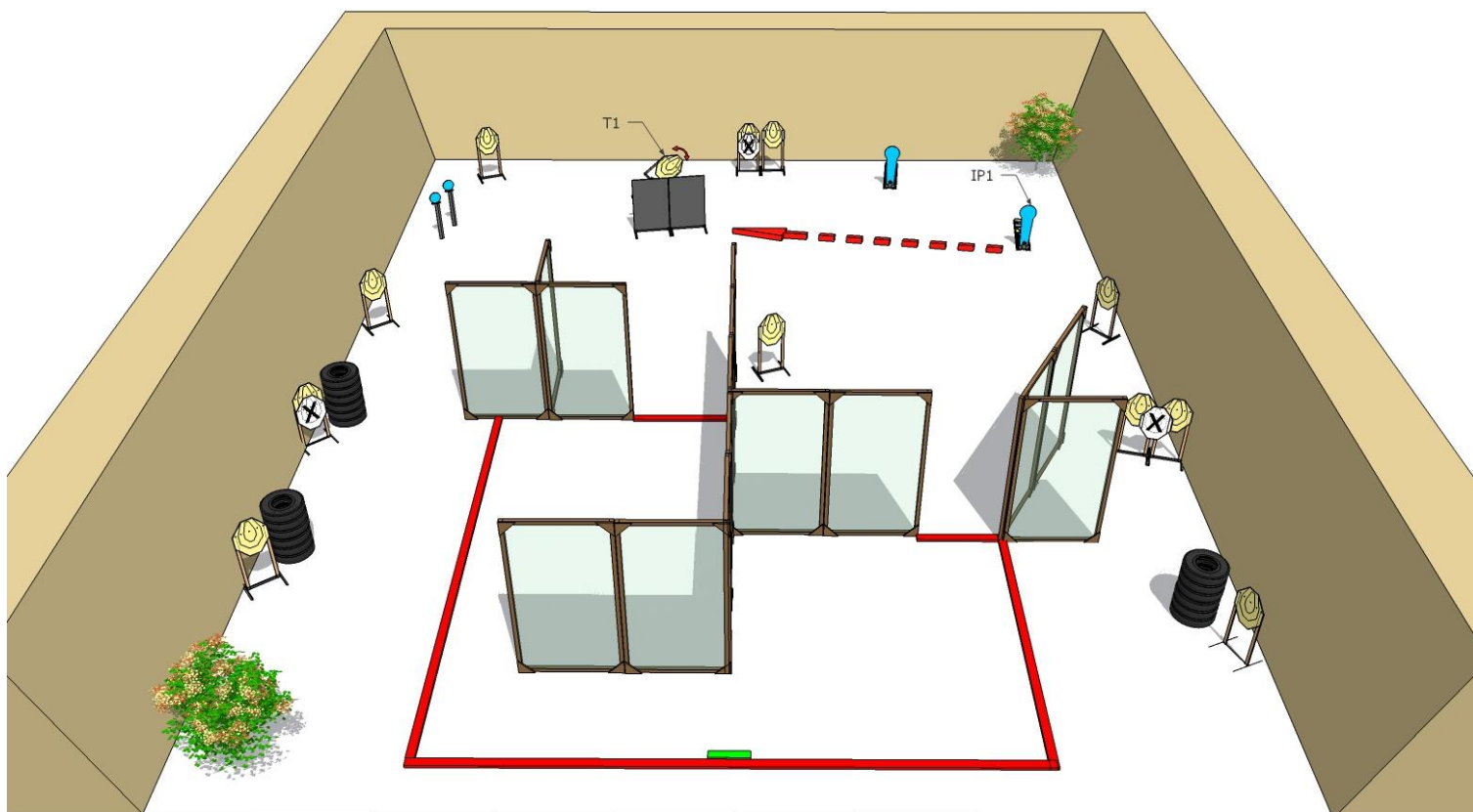


<b>Type:</b>	Short course of fire
<b>Number of rounds to be scored:</b>	12
<b>Targets:</b>	5 IPSC Targets, 2 IPSC Mini Popper, 1 NO-SHOOT
<b>Start position:</b>	Standing relaxed, facing downrange anywhere within the designated area..
<b>Handgun Ready condition:</b>	
<b>Time Starts:</b>	On audible signal
<b>Safety angles:</b>	90 degrees left/right and top of the backstop, if finger is on the trigger.
<b>Procedure:</b>	After the starting signal, engage all targets. Poppers P1 activates moving targets. All moving targets remains visible at the end of the movement.





# STAGE 9



<b>Type:</b>	Long course of fire
<b>Number of rounds to be scored:</b>	28
<b>Targets:</b>	12 IPSC Targets, 2 IPSC Mini Poppers, 2 IPSC Plates, 3 NO-SHOOTS
<b>Start position:</b>	Standing relaxed, facing downrange, both feet touching the marked line
<b>Handgun Ready condition:</b>	
<b>Time Starts:</b>	On audible signal
<b>Safety angles:</b>	90 degrees left/right and top of the backstop, if finger is on the trigger.
<b>Procedure:</b>	After the starting signal, engage all targets. Popper P1 activates moving targets T1-2. All moving targets remains visible at the end of the movement.



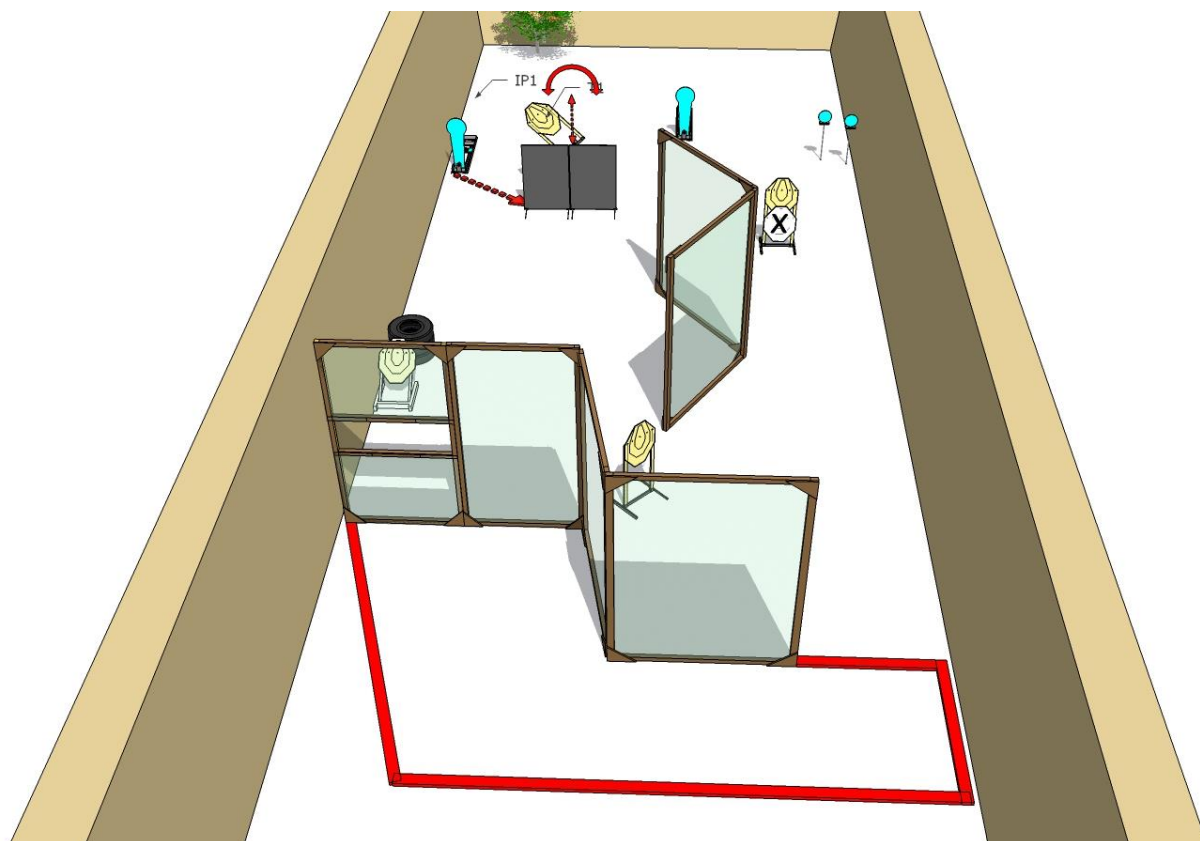
# STAGE 10



<b>Type:</b>	Long course of fire
<b>Number of rounds to be scored:</b>	26
<b>Targets:</b>	11 IPSC Targets, 2 IPSC Mini Popper, 2 IPSC Plates, 4 NO-SHOOTS
<b>Start position:</b>	Standing relaxed, facing downrange, anywhere within the designated area.
<b>Handgun Ready condition:</b>	
<b>Time Starts:</b>	On audible signal
<b>Safety angles:</b>	90 degrees left/right and top of the backstop, if finger is on the trigger.
<b>Procedure:</b>	After the starting signal, engage targets from within designated area. Popper P1 activates flipping target T1. All moving targets remains visible at the end of the movement.



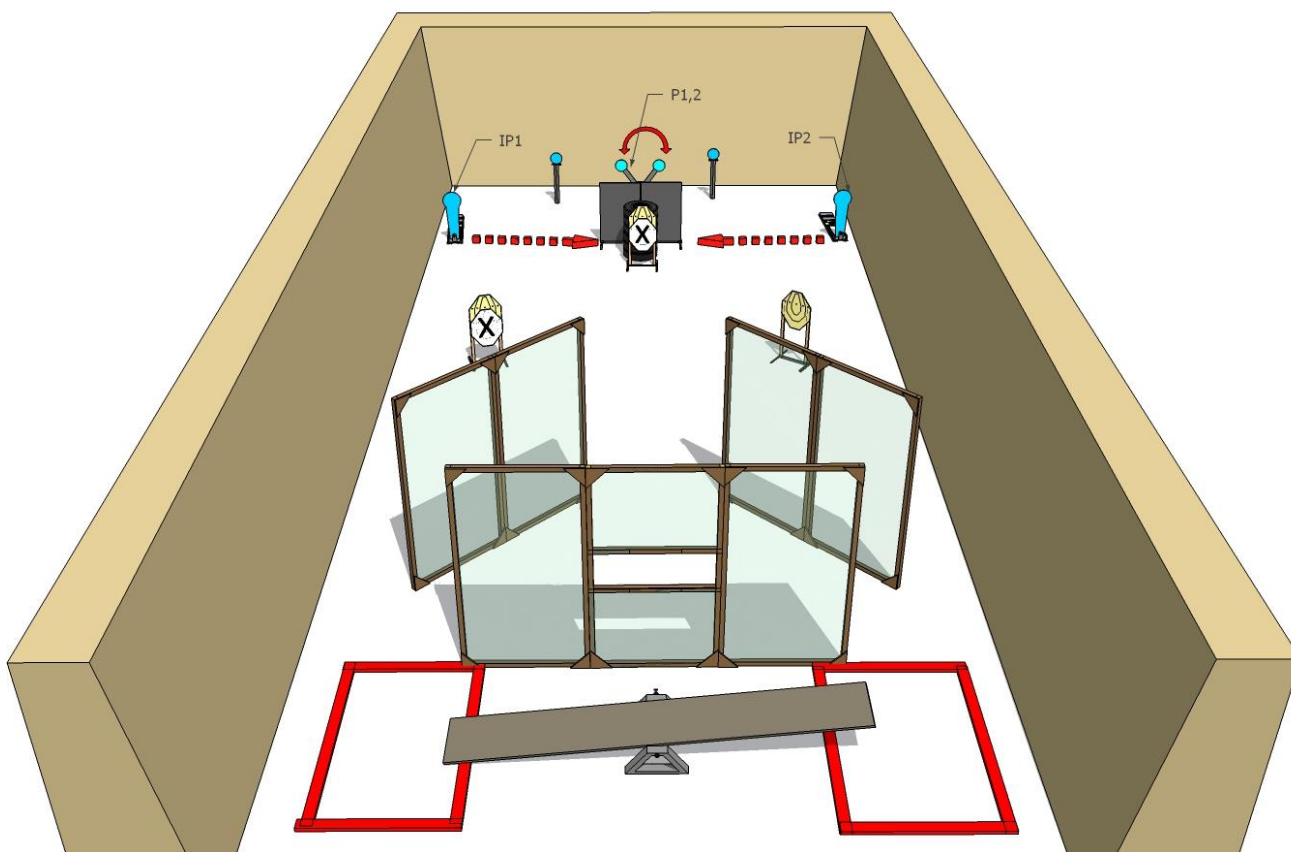
# STAGE 11



<b>Type:</b>	Short course of fire
<b>Number of rounds to be scored:</b>	12
<b>Targets:</b>	4 IPSC Targets, 2 IPSC Poppers, 2 IPSC Metal Plate, 1 NO-SHOOT
<b>Start position handgun:</b>	Standing relaxed, facing downrange, anywhere within the designated area.
<b>Handgun Ready condition:</b>	
<b>Safety angles:</b>	90 degrees left/right and top of the backstop, if finger is on the trigger.
<b>Procedure:</b>	After the starting signal, engage targets. Popper P1 activates moving target T1 All moving targets remains visible at the end of the movement.



# STAGE 12

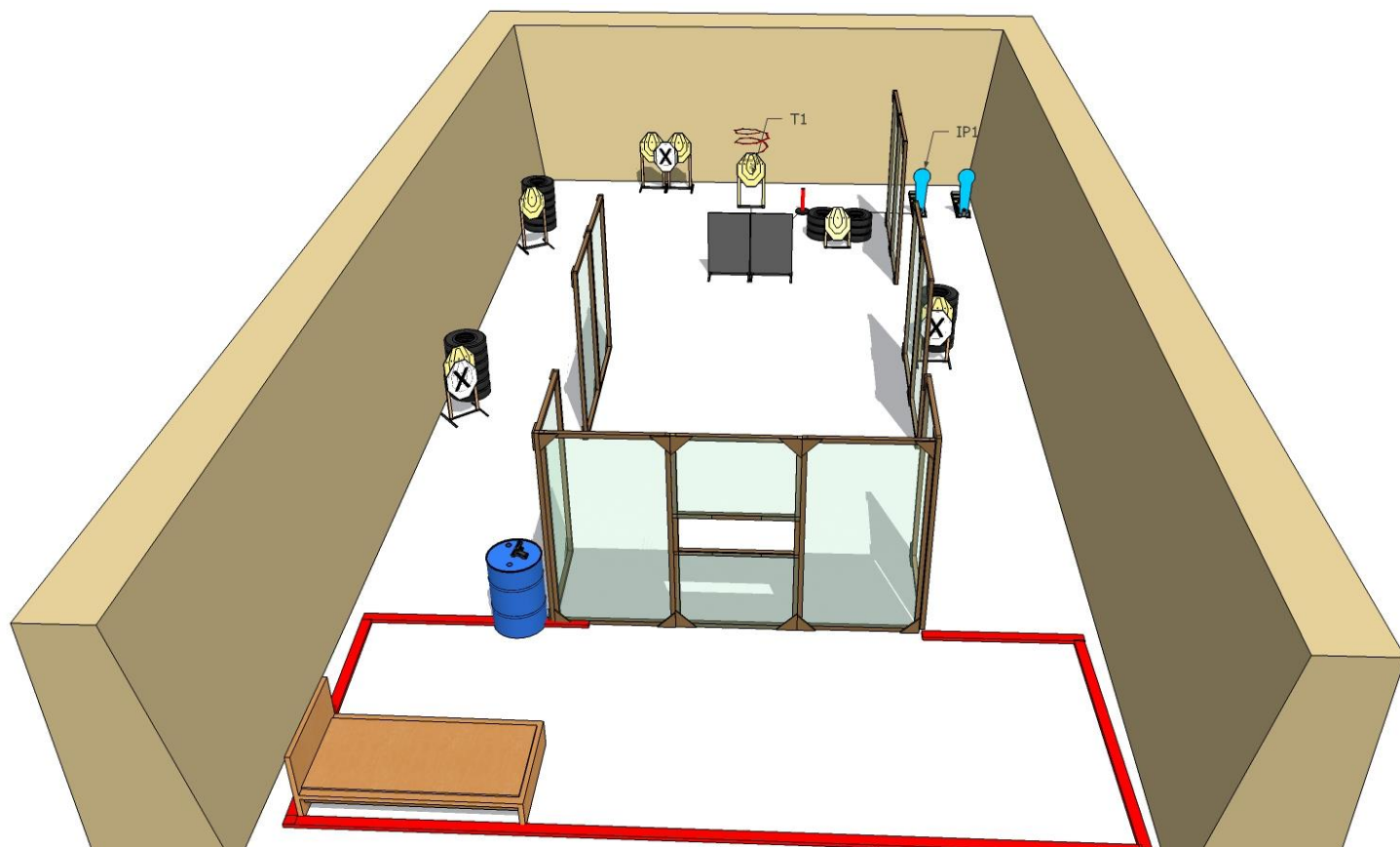


<b>Type:</b>	Short course of fire
<b>Number of rounds to be scored:</b>	12
<b>Targets:</b>	3 IPSC Targets, 2 IPSC Mini Poppers, 4 IPSC Metal plates, 2 NO-SHOOTS
<b>Start position:</b>	Standing relaxed, facing downrange, anywhere within the designated area.
<b>Handgun Ready condition:</b>	
<b>Safety angles:</b>	90 degrees left/right and top of the backstop
<b>Procedure:</b>	After the starting signal, engage all targets. Popper P1 or P2 activates moving plates. All moving targets remains visible at the end of the movement.



# STAGE 13

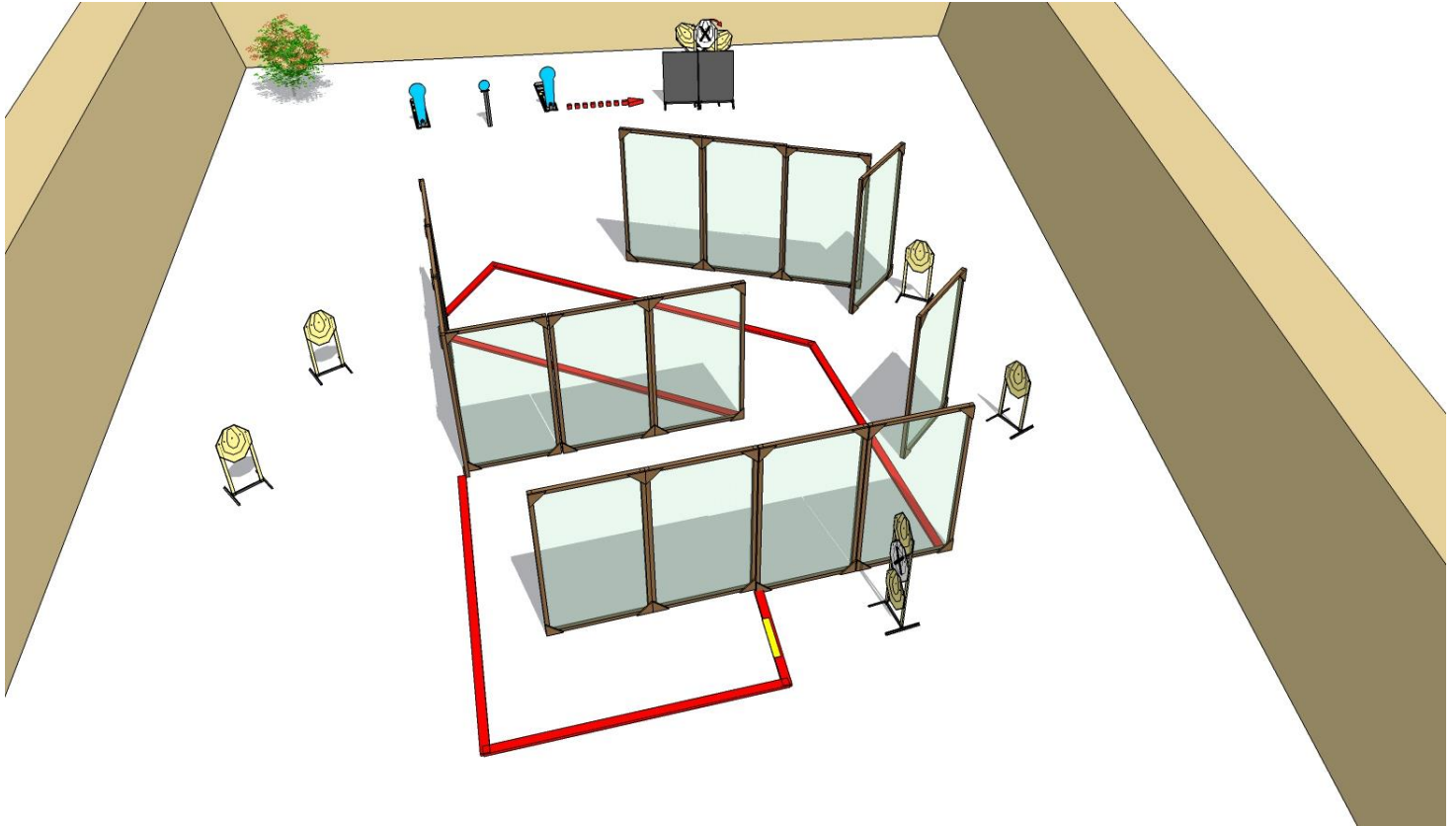
---



<b>Type:</b>	Medium course of fire
<b>Number of rounds to be scored:</b>	16
<b>Targets:</b>	7 IPSC Targets, 2 IPSC Popper, 3 NO-SHOOTS
<b>Start position:</b>	Lying flat on the bed as demonstrated, both hands behind the head
<b>Handgun Ready condition:</b>	Gun unloaded, chamber and magwell empty lying flat on the table..
<b>Time Starts:</b>	On audible signal
<b>Safety angles:</b>	90 degrees left/right and top of the backstop
<b>Procedure:</b>	After the starting signal, engage all targets. Popper P1 activates bonus moving target T1.



# STAGE 14



<b>Type:</b>	Medium course of fire
<b>Number of rounds to be scored:</b>	19
<b>Targets:</b>	8 IPSC Targets, 2 IPSC Poppers, 1 IPSC metal plates, 2 NO-SHOOTS
<b>Start position:</b>	Standing relaxed, facing downrange, both feet touching the marked line
<b>Handgun Ready condition:</b>	
<b>Time Starts:</b>	On audible signal
<b>Safety angles:</b>	90 degrees left/right and top of the backstop
<b>Procedure:</b>	After the starting signal, engage all targets. Popper P1 activates moving targets T1,2. All moving targets remains visible at the end of the movement.

