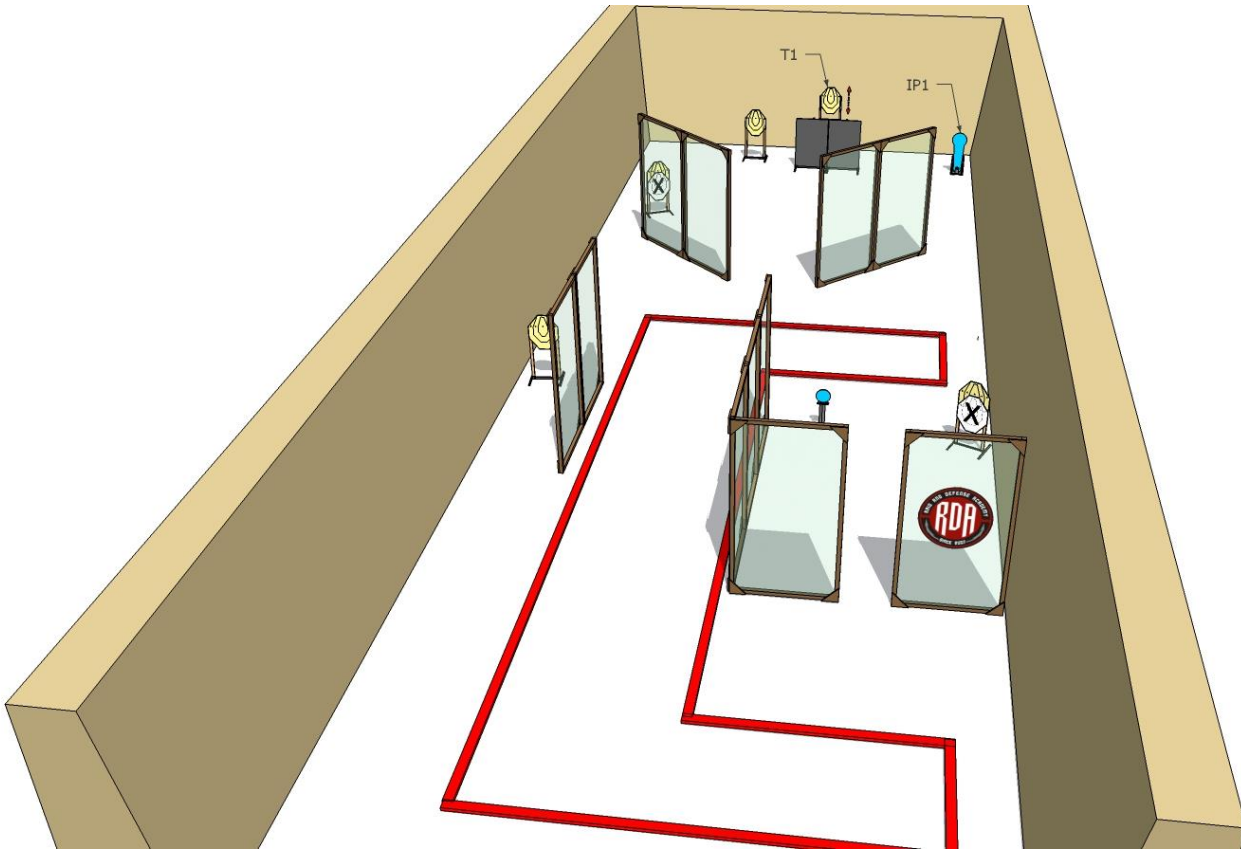


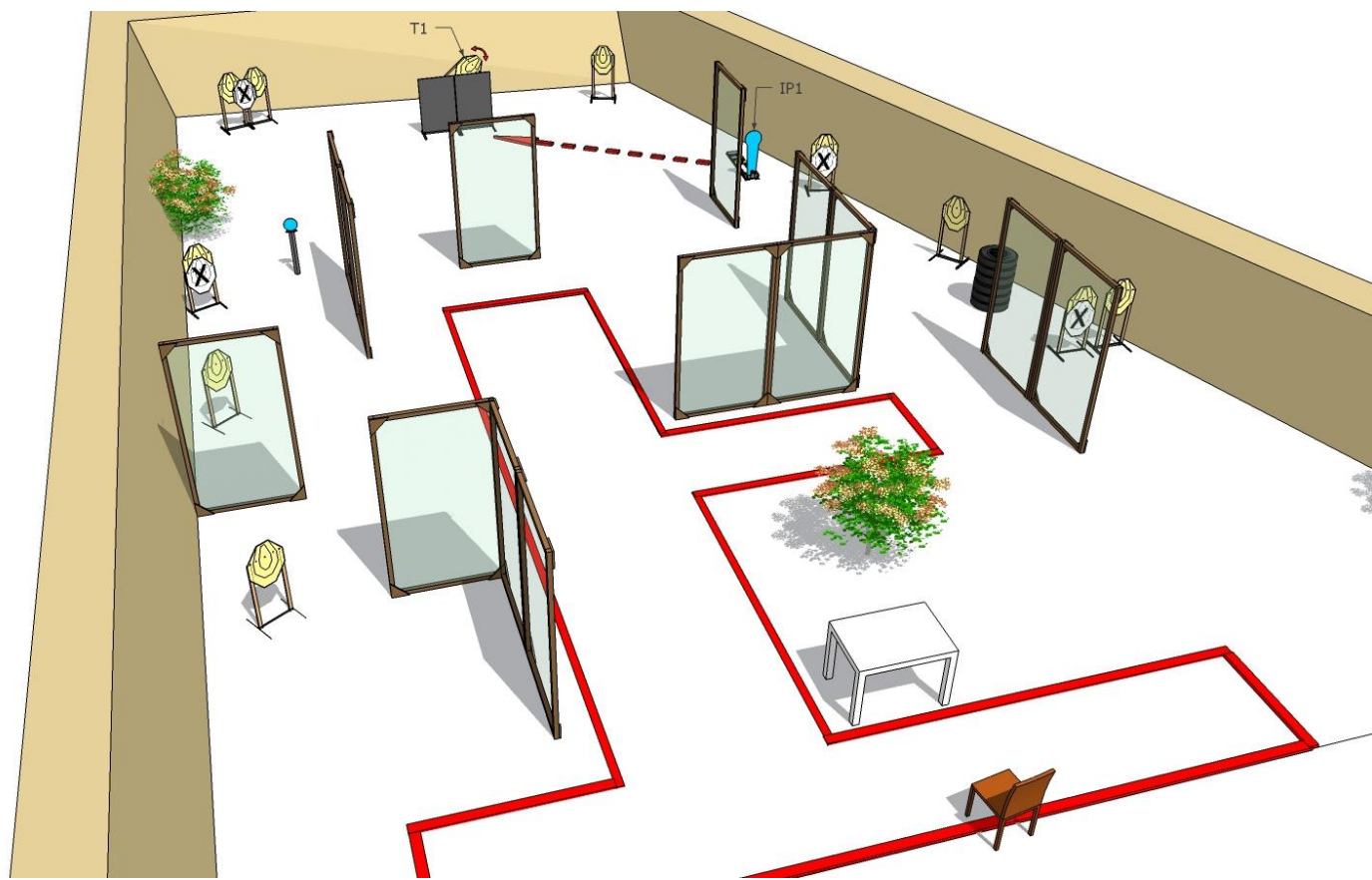
# STAGE 1



<b>Type:</b>	Short course of fire
<b>Number of rounds to be scored:</b>	12
<b>Targets:</b>	5 IPSC Targets, 1 IPSC Popper ,1 IPSC Metal plate 2 NO-SHOOTS
<b>Start position:</b>	Standing relaxed, facing downrange , anywhere within the designated area as demonstrated
<b>Handgun Ready condition:</b>	
<b>Time Starts:</b>	On audible signal
<b>Safety angles:</b>	90 degrees left/right and top of the backstop, if finger is inside the trigger guard
<b>Procedure:</b>	After the starting signal, engage all targets. Popper P1 activates moving target. All moving targets remain visible at the end of the movement.



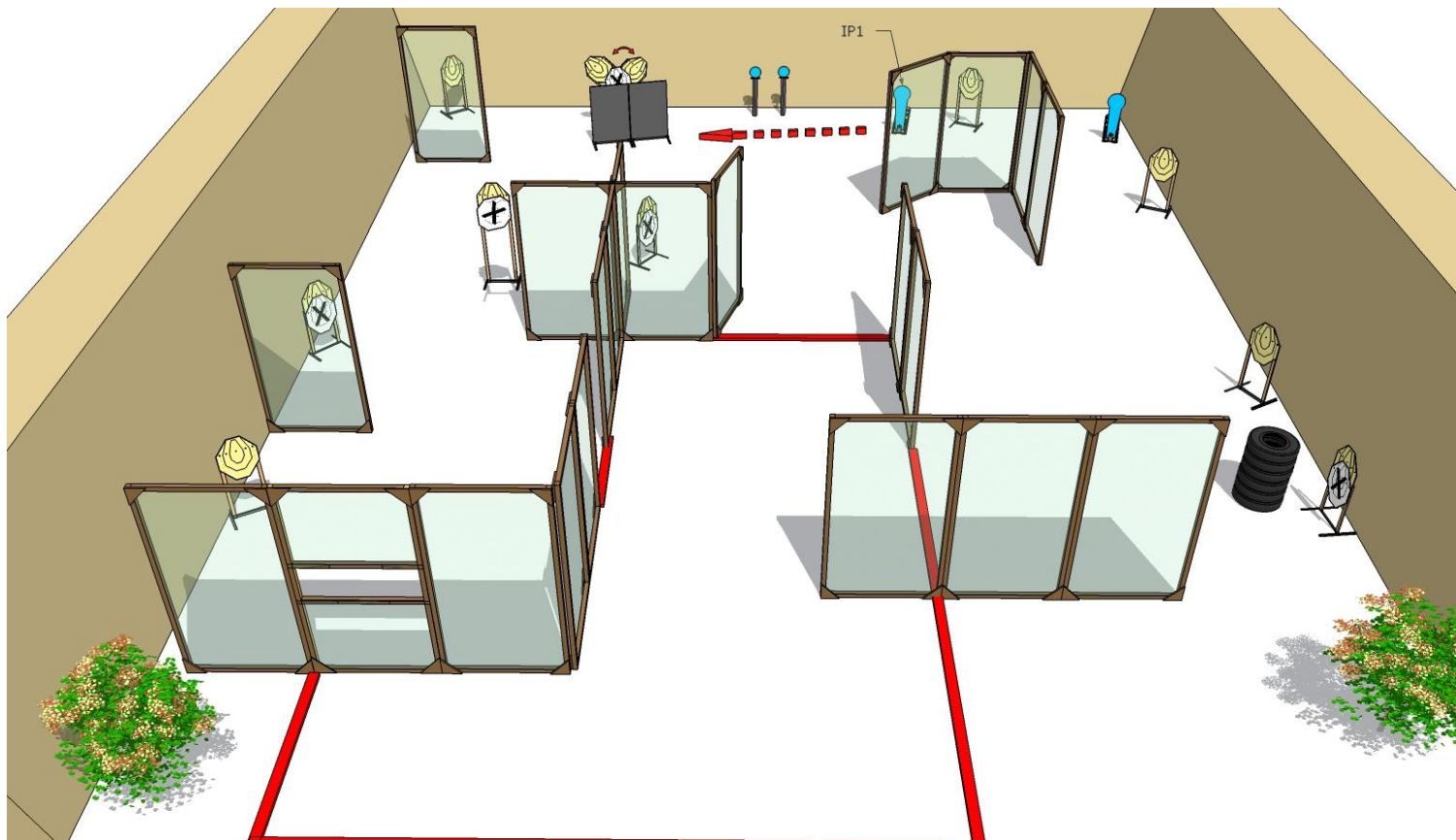
# STAGE 2



<b>Type:</b>	Medium course of fire
<b>Number of rounds to be scored:</b>	24
<b>Targets:</b>	11 IPSC Targets, 1 IPSC Popper, 1 IPSC Metal plate, 4 NO-SHOOTS
<b>Start position:</b>	Sitting on the chair, with both hands on the knees as demonstrated
<b>Handgun Ready condition:</b>	Unloaded, chamber and magwell empty. Handgun is lying flat on the table on the mark. All magazines used during COF are on the table
<b>Time Starts:</b>	On audible signal
<b>Safety angles:</b>	90 degrees left/right and top of the backstop, if finger is inside the trigger guard
<b>Procedure:</b>	After the starting signal, engage all targets. Popper P1 activates moving target. All moving targets remain visible at the end of the movement.



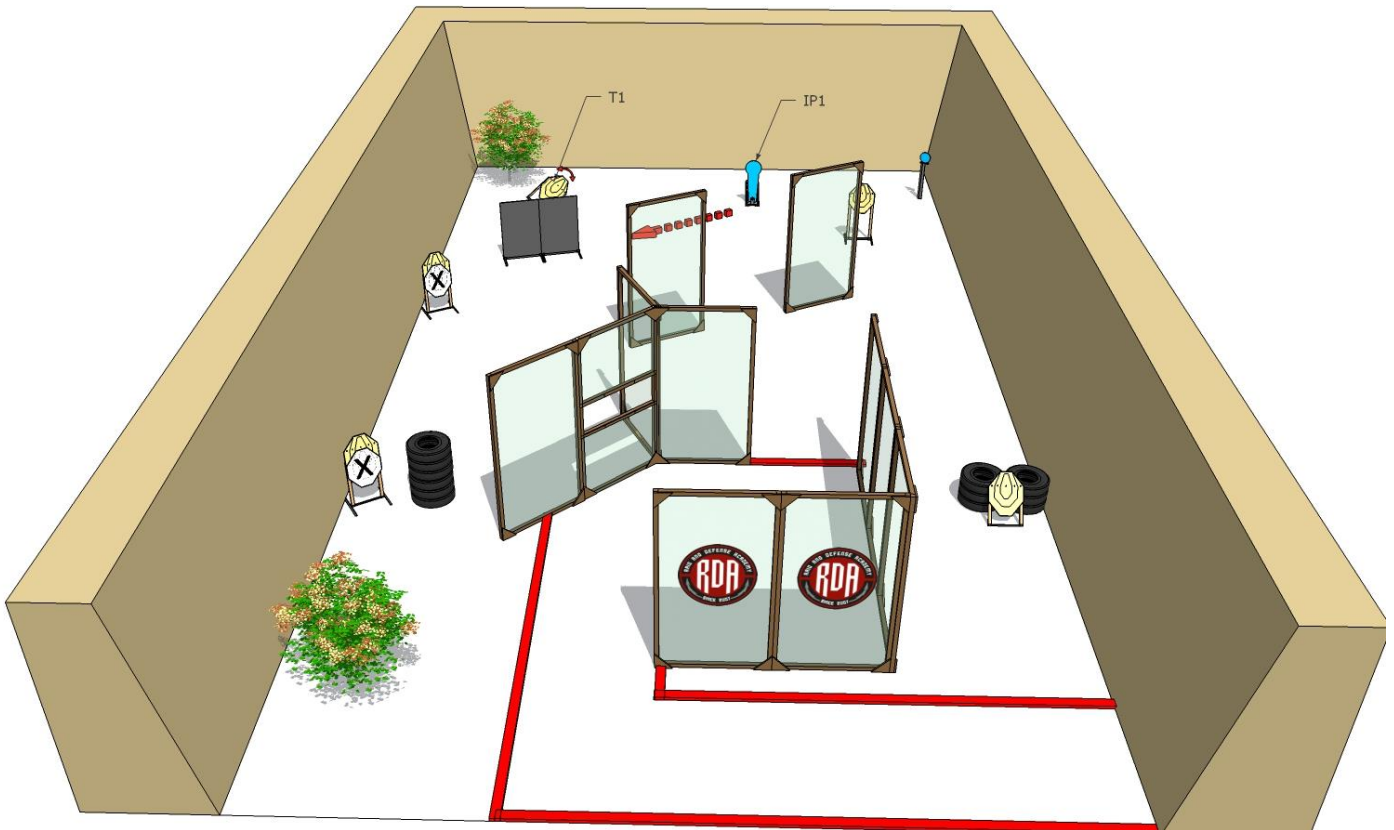
# STAGE 3



<b>Type:</b>	Long course of fire
<b>Number of rounds to be scored:</b>	26
<b>Targets:</b>	11 IPSC Targets, 2 IPSC Popper, 2 IPSC Metal Plates , 5 NO-SHOOTS
<b>Start position:</b>	Standing relaxed, facing downrange, anywhere within the designated area.
<b>Handgun Ready condition:</b>	
<b>Time Starts:</b>	On audible signal
<b>Safety angles:</b>	90 degrees left/right and top of the backstop, if finger is inside the trigger guard
<b>Procedure:</b>	After the starting signal, engage all targets. Popper P1 activates moving targets T1,2. All moving targets remain visible at the end of the movement.



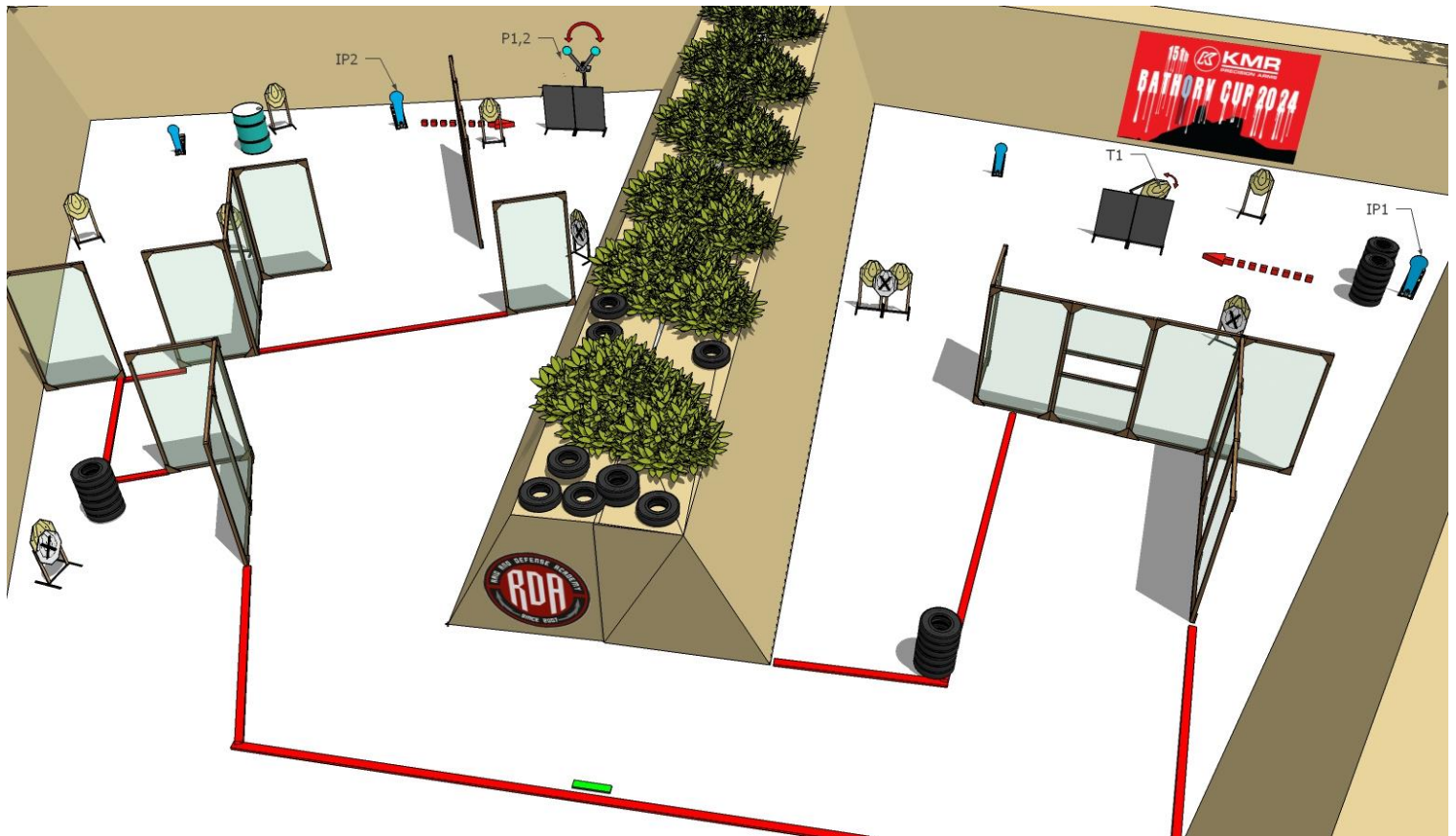
# STAGE 4



<b>Type:</b>	Short course of fire
<b>Number of rounds to be scored:</b>	12
<b>Targets:</b>	5 IPSC Targets, 1 IPSC Mini Popper, 1 IPSC Metal Plate, 2 NO-SHOOTS
<b>Start position:</b>	Standing relaxed, facing downrange, anywhere within the designated area.
<b>Handgun Ready condition:</b>	
<b>Time Starts:</b>	On audible signal
<b>Safety angles:</b>	90 degrees left/right and top of the backstop, if finger is inside the trigger guard
<b>Procedure:</b>	After the starting signal, engage all targets. Popper P1 activates moving target T1. All moving targets remain visible at the end of the movement.



# STAGE 5



<b>Type:</b>	Long course of fire
<b>Number of rounds to be scored:</b>	28
<b>Targets:</b>	11 IPSC Targets, 2 IPSC Popper, 2 IPSC Mini Popper, 2 IPSC metal plate, 4 NO-SHOOTS
<b>Start position:</b>	Standing relaxed, facing downrange, both feet touching the marked line
<b>Handgun Ready condition:</b>	
<b>Time Starts:</b>	On audible signal
<b>Safety angles:</b>	90 degrees left/right and top of the backstop, if finger is inside the trigger guard
<b>Procedure:</b>	After the starting signal, engage all targets. Popper IP1 activates moving target. Popper IP2 activates moving IPSC plates P1,2. All moving targets remain visible at the end of the movement.



# STAGE 6

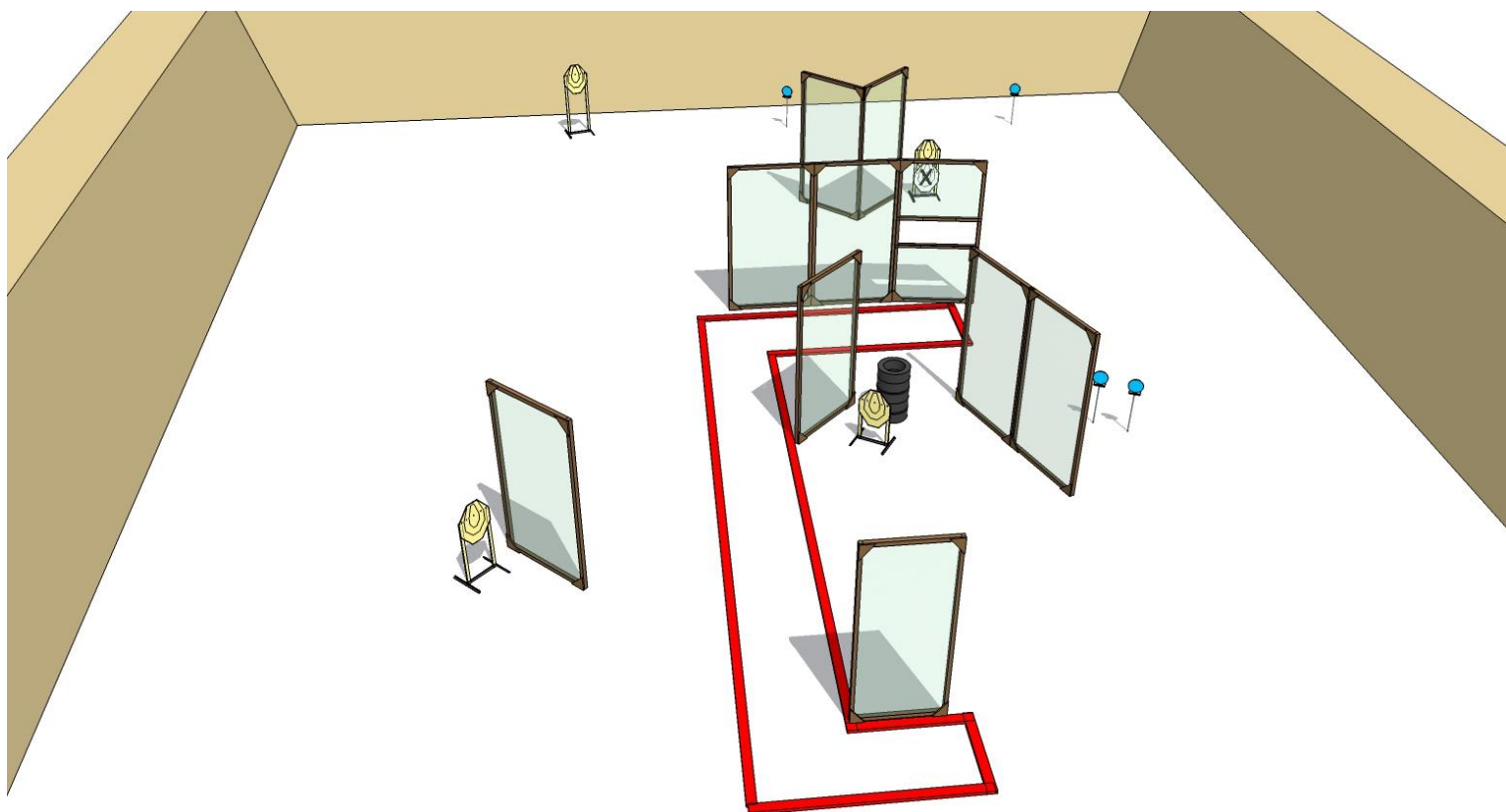


<b>Type:</b>	Medium course of fire
<b>Number of rounds to be scored:</b>	18
<b>Targets:</b>	7 IPSC Targets, 3 IPSC Mini Popper, 1 IPSC Metal plates, 3 NO-SHOOTS
<b>Start position:</b>	Standing relaxed, facing downrange, anywhere within the designated area.
<b>Handgun Ready condition:</b>	
<b>Time Starts:</b>	On audible signal
<b>Safety angles:</b>	90 degrees left/right and top of the backstop, if finger is inside the trigger guard
<b>Procedure:</b>	After the starting signal, engage all targets. Popper P1 activates moving target T1. All moving targets remain visible at the end of the movement.



# STAGE 7

---

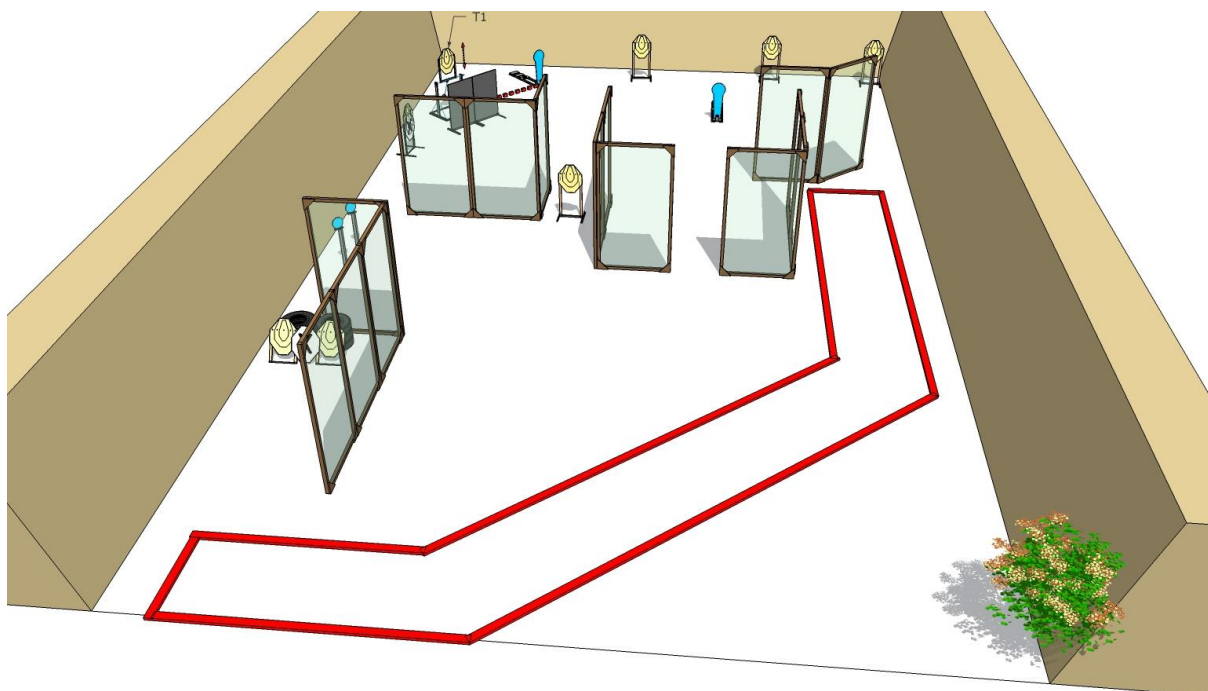


<b>Type:</b>	Short course of fire
<b>Number of rounds to be scored:</b>	12
<b>Targets:</b>	4 IPSC Targets, 4 IPSC Metal Plate, 1 NO-SHOOTS
<b>Start position:</b>	Standing relaxed, facing downrange anywhere within the designated area.
<b>Handgun Ready condition:</b>	
<b>Time Starts:</b>	On audible signal
<b>Safety angles:</b>	90 degrees left/right and top of the backstop, if finger is inside the trigger guard
<b>Procedure:</b>	After the starting signal, engage all targets.



# STAGE 8

---

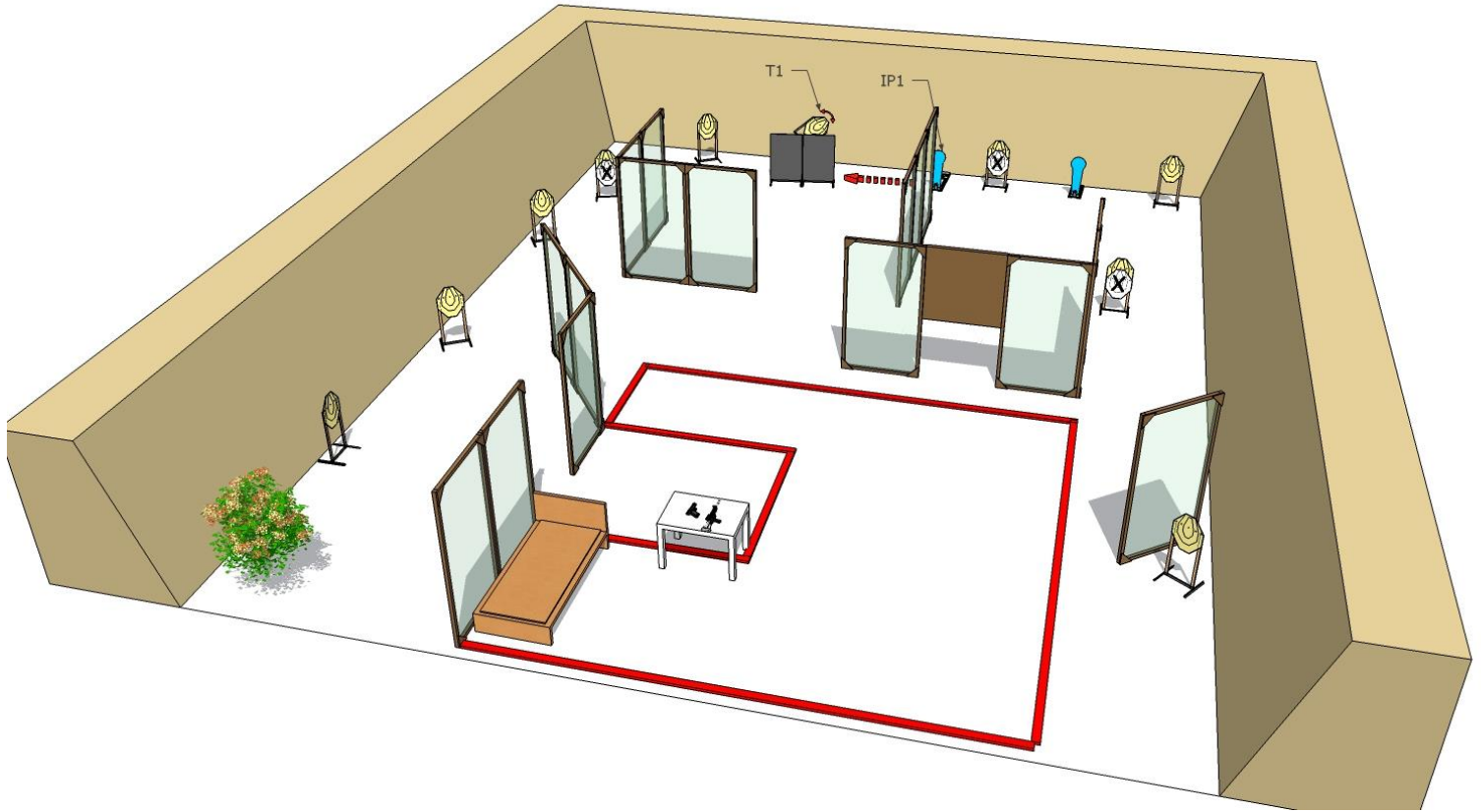


<b>Type:</b>	Medium course of fire
<b>Number of rounds to be scored:</b>	20
<b>Targets:</b>	8 IPSC Targets, 2 IPSC Mini Popper, 2 IPSC Metal Plate, 2 NO-SHOOT
<b>Start position:</b>	Standing relaxed, facing downrange anywhere within the designated area..
<b>Handgun Ready condition:</b>	
<b>Time Starts:</b>	On audible signal
<b>Safety angles:</b>	90 degrees left/right and top of the backstop, if finger is inside the trigger guard
<b>Procedure:</b>	After the starting signal, engage all targets. Poppers P1 activates moving target. All moving targets remain visible at the end of the movement.





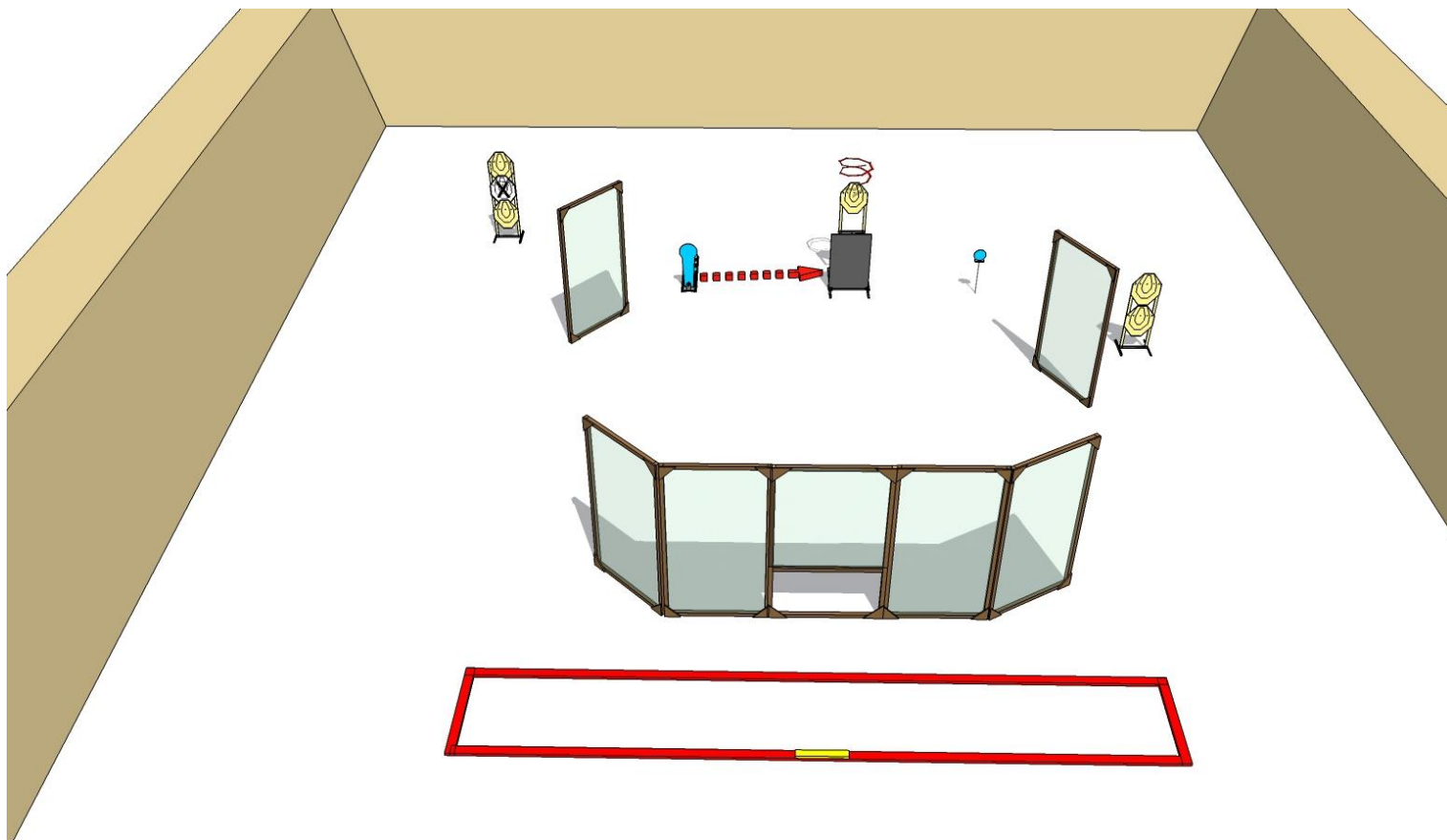
# STAGE 9



<b>Type:</b>	Medium course of fire
<b>Number of rounds to be scored:</b>	22
<b>Targets:</b>	10 IPSC Targets, 2 IPSC Mini Poppers, 3 NO-SHOOTS
<b>Start position:</b>	Lying flat on the bed, with both hands behind the head as demonstrated.
<b>Handgun Ready condition:</b>	Loaded, Handgun is lying flat on the table on the mark.
<b>Time Starts:</b>	On audible signal
<b>Safety angles:</b>	90 degrees left/right and top of the backstop, if finger is inside the trigger guard
<b>Procedure:</b>	After the starting signal, engage all targets. Popper P1 activates moving target T1. All moving targets remain visible at the end of the movement.



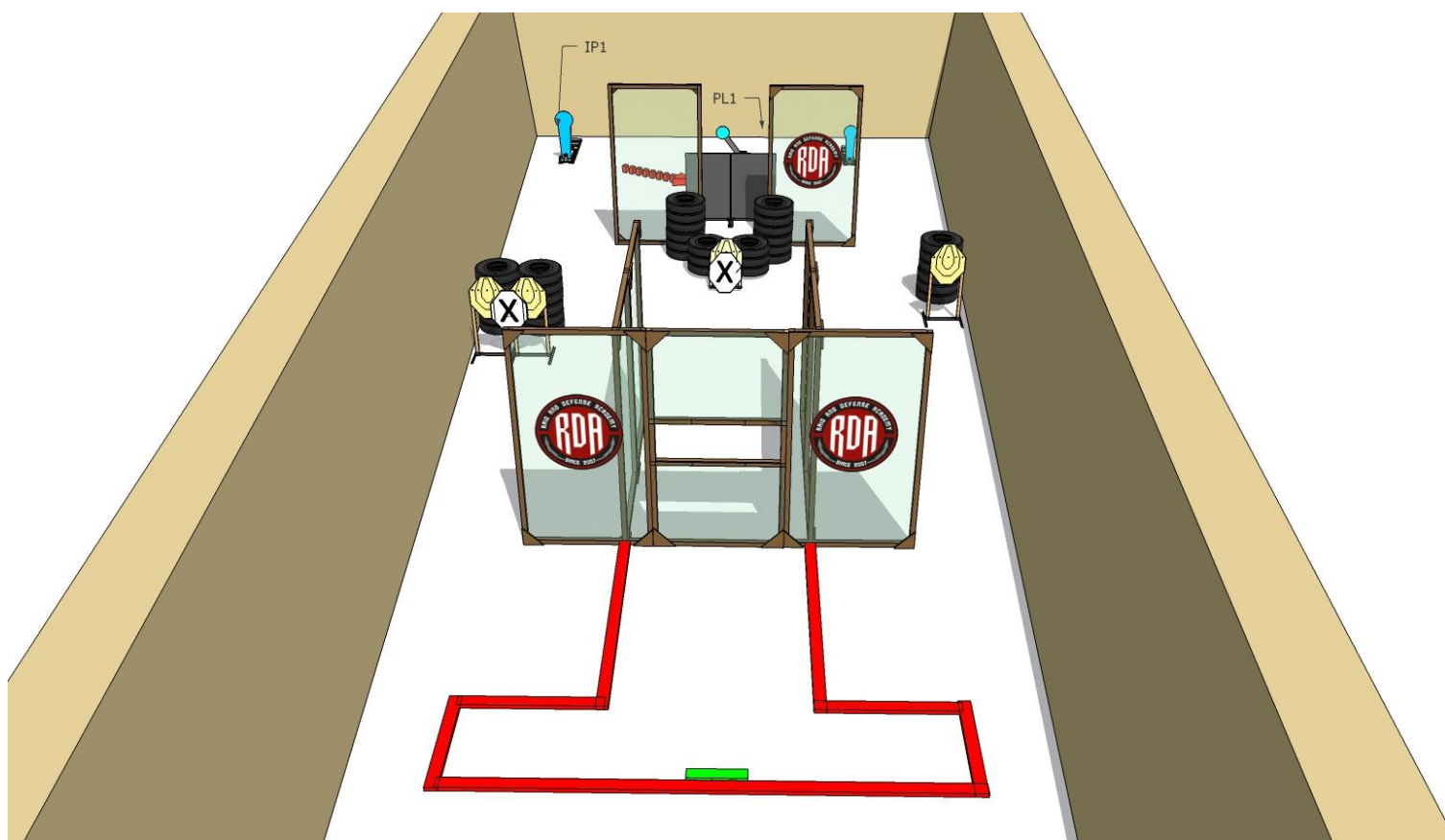
# STAGE 10



<b>Type:</b>	Short course of fire
<b>Number of rounds to be scored:</b>	12
<b>Targets:</b>	5 IPSC Targets, 1 IPSC Mini Popper, 1 IPSC Plate, 2 NO-SHOOTS
<b>Start position:</b>	Standing relaxed, facing downrange, both feet touching the marked line
<b>Handgun Ready condition:</b>	
<b>Time Starts:</b>	On audible signal
<b>Safety angles:</b>	90 degrees left/right and top of the backstop, if finger is inside the trigger guard
<b>Procedure:</b>	After the starting signal, engage all targets. Popper P1 activates disappearing target T1



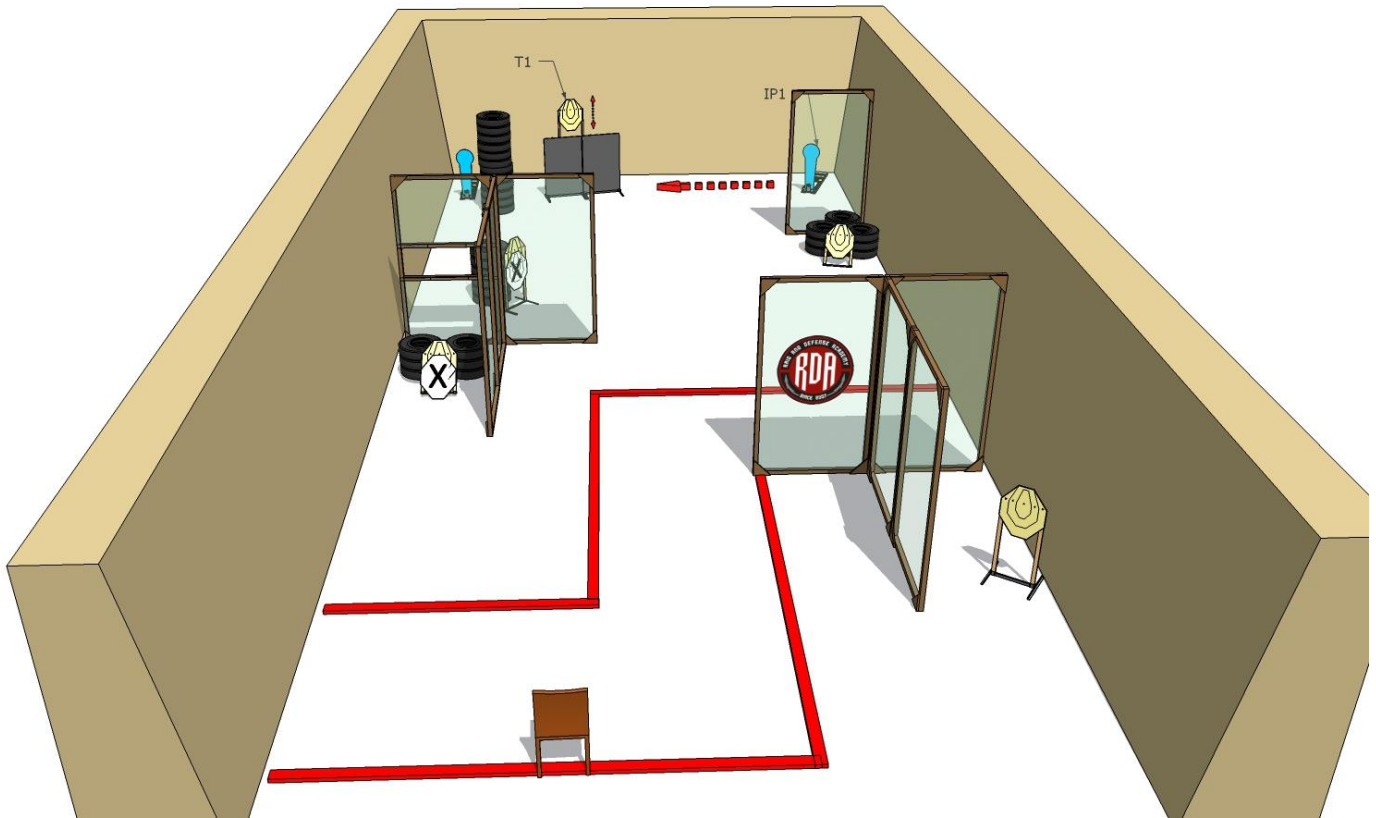
# STAGE 11



<b>Type:</b>	Short course of fire
<b>Number of rounds to be scored:</b>	11
<b>Targets:</b>	4 IPSC Targets, 1 IPSC Poppers, 1 IPSC Mini Popper, 1 IPSC Metal Plate, 2 NO-SHOOTS
<b>Start position handgun:</b>	Standing relaxed, facing downrange, both feet touching the marked line
<b>Handgun Ready condition:</b>	
<b>Safety angles:</b>	90 degrees left/right and top of the backstop, if finger is inside the trigger guard
<b>Procedure:</b>	After the starting signal, engage targets. Popper P1 activates moving target T1 All moving targets remain visible at the end of the movement.



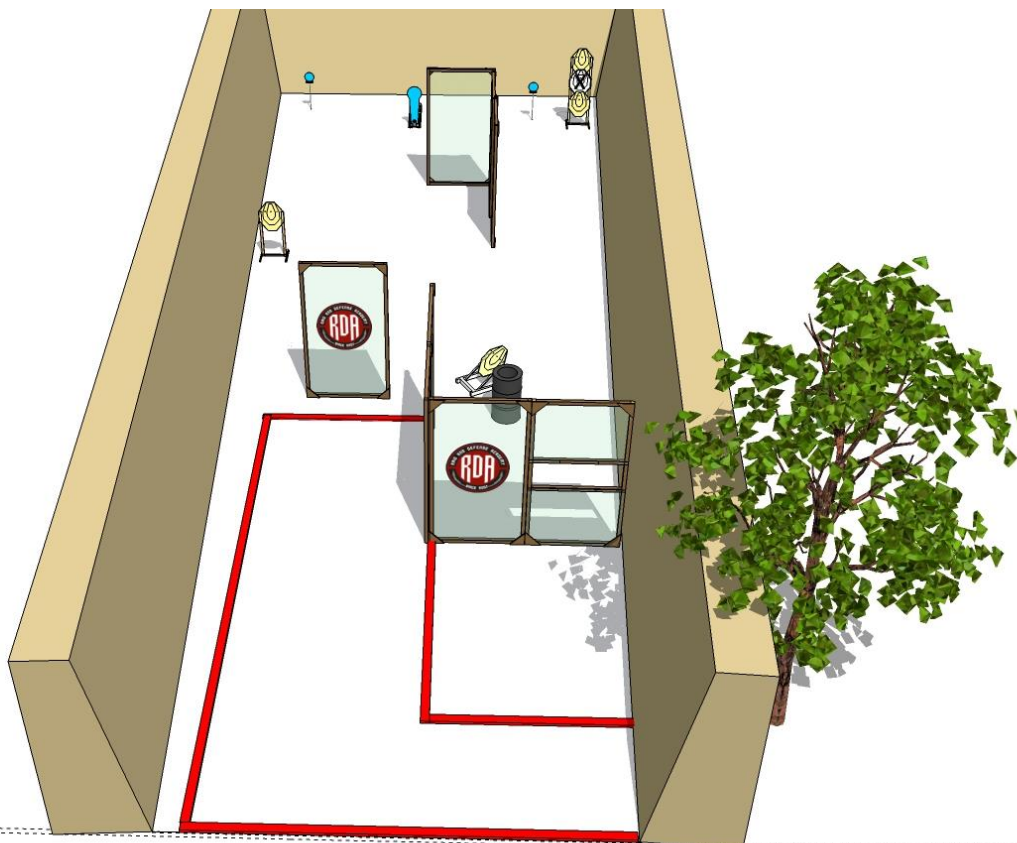
# STAGE 12



<b>Type:</b>	Short course of fire
<b>Number of rounds to be scored:</b>	12
<b>Targets:</b>	5 IPSC Targets, 2 IPSC Poppers, 2 NO-SHOOTS
<b>Start position:</b>	Sitting on the chair, with both hands on the knees as demonstrated
<b>Handgun Ready condition:</b>	Loaded, chamber empty, magazine inserted.
<b>Safety angles:</b>	90 degrees left/right and top of the backstop, if finger is inside the trigger guard
<b>Procedure:</b>	After the starting signal, engage all targets. Popper P1 activates moving target. All moving targets remain visible at the end of the movement.



# STAGE 13



<b>Type:</b>	Short course of fire
<b>Number of rounds to be scored:</b>	11
<b>Targets:</b>	4 IPSC Targets, 1 IPSC Mini Popper, 2 IPSC Metal plates, 1 NO-SHOOTS
<b>Start position:</b>	Standing relaxed, facing downrange anywhere within the designated area.
<b>Handgun Ready condition:</b>	
<b>Time Starts:</b>	On audible signal
<b>Safety angles:</b>	90 degrees left/right and top of the backstop
<b>Procedure:</b>	After the starting signal, engage all targets.



