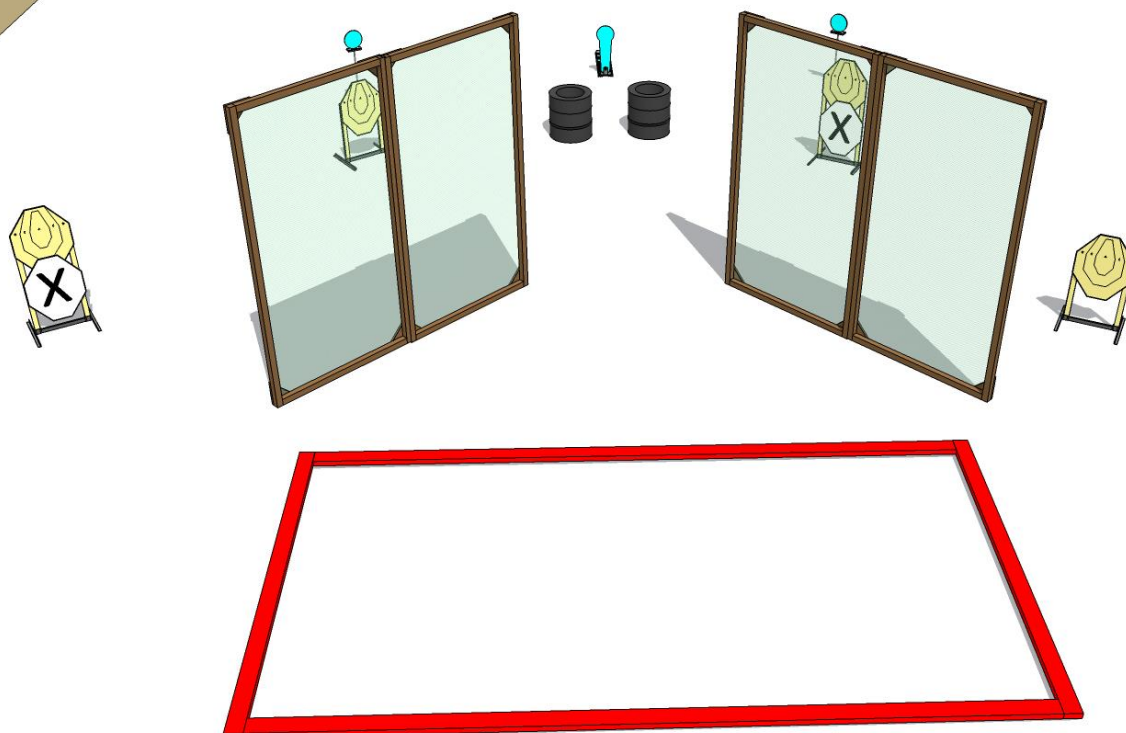
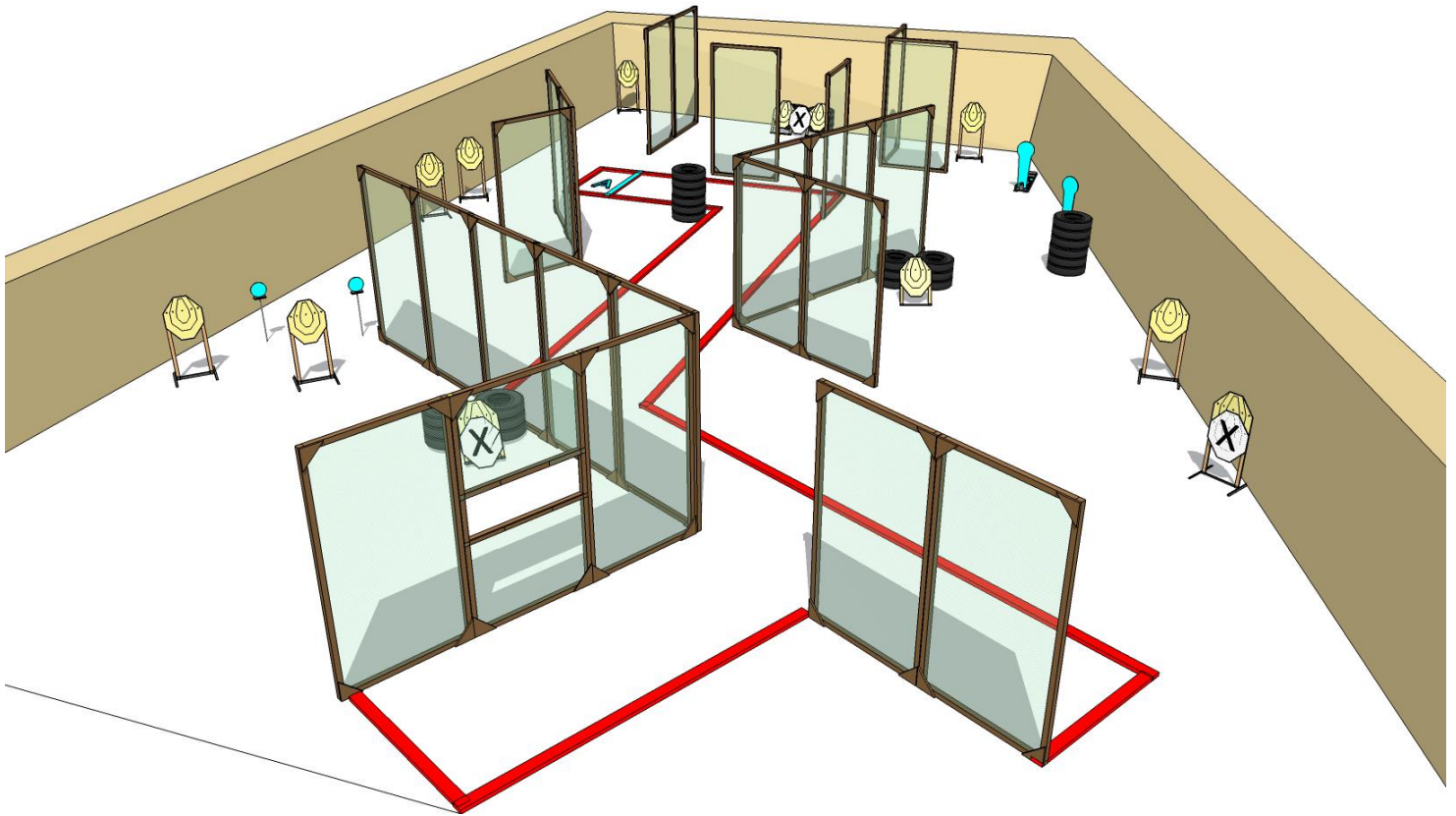


STAGE 1



Type:	Short course of fire
Number of rounds to be scored:	11
Targets:	4 IPSC Targets, 1 IPSC Popper, 2 IPSC metal plate, 2 NO-SHOOTS
Start position	Standing relaxed, facing downrange, anywhere within the designated area.
The Firearm Ready Condition	Loaded - (Option 1), standing erect, with the firearm in the ready condition, held in both hands, stock touching the competitor at hip level, barrel parallel to the ground, trigger guard downwards, muzzle pointing downrange with the fingers outside the trigger guard.
Safety angles:	90 degrees left/right and top of the backstop, if finger is on the trigger.
Procedure:	After the starting signal, engage all targets

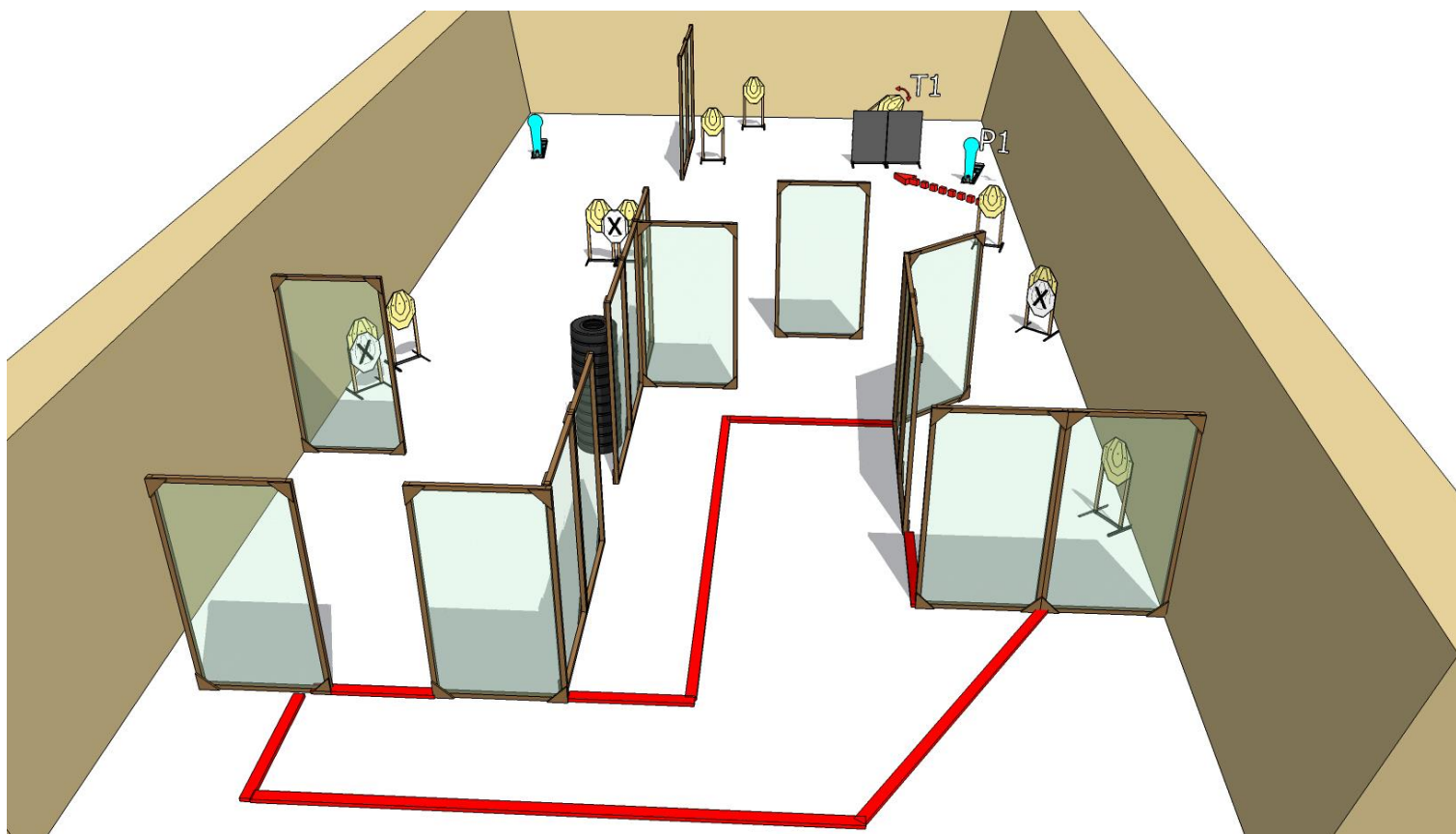




Type:	Long course of fire
Number of rounds to be scored:	28
Targets:	12 IPSC Targets, 2 IPSC Popper, 2 IPSC metal plate, 3 NO-SHOOTS
Start position:	Standing relaxed, facing downrange one foot touching the mark
The Firearm Ready Condition	Loaded - (Option 1), standing erect, with the firearm in the ready condition, held in both hands, stock touching the competitor at hip level, barrel parallel to the ground, trigger guard downwards, muzzle pointing downrange with the fingers outside the trigger guard.
Time Starts:	On audible signal
Safety angles:	90 degrees left/right and top of the backstop, if finger is on the trigger.
Procedure:	After the starting signal, engage all targets



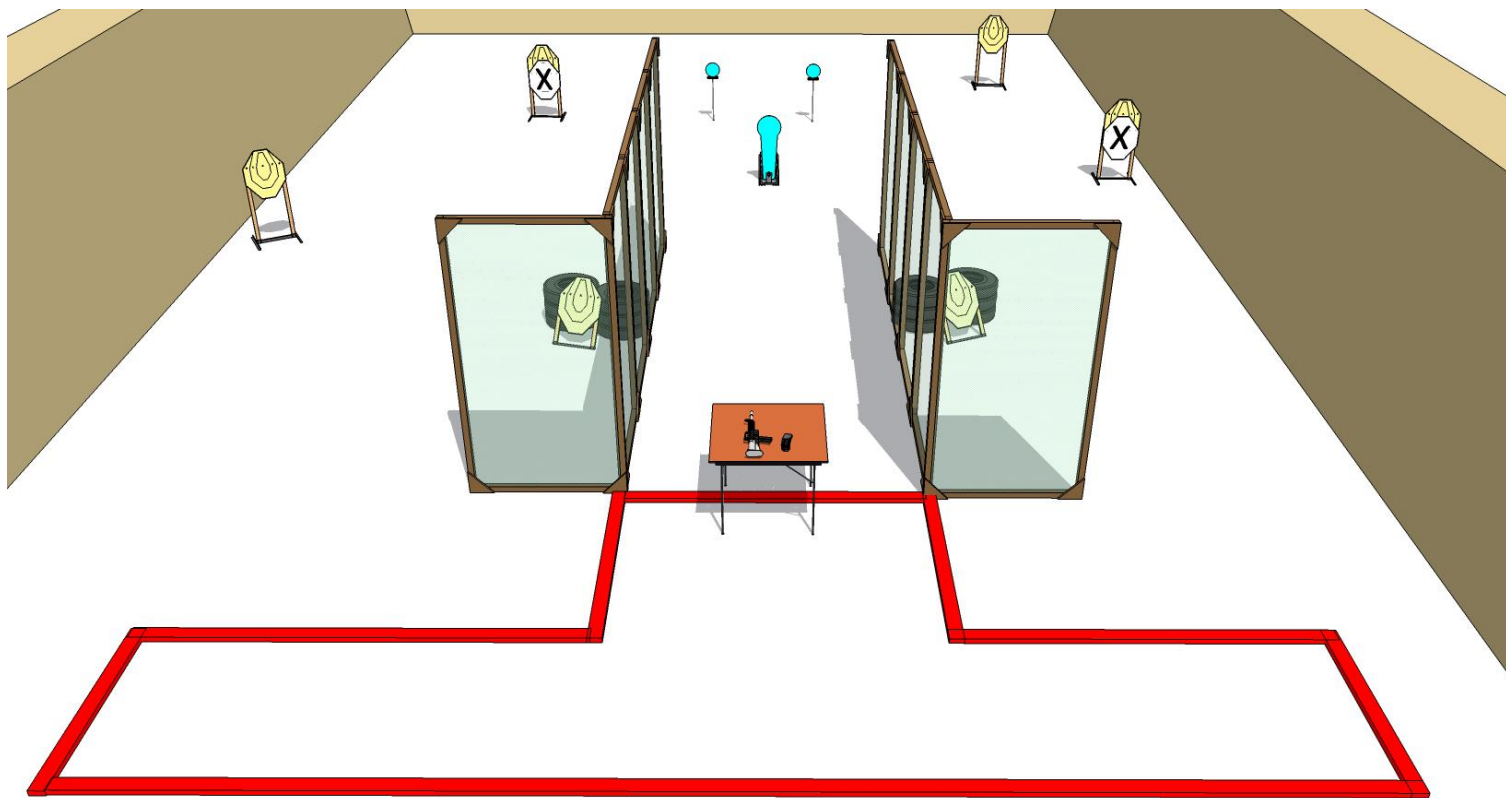
STAGE 3



Type:	Medium course of fire
Number of rounds to be scored:	22
Targets:	10 IPSC Targets, 2 IPSC Mini Poppers, 3 NO-SHOOTS
Start position:	Standing relaxed, facing downrange, anywhere within the designated area.
The Firearm Ready Condition	Loaded - (Option 1), standing erect, with the firearm in the ready condition, held in both hands, stock touching the competitor at hip level, barrel parallel to the ground, trigger guard downwards, muzzle pointing downrange with the fingers outside the trigger guard.
Time Starts:	On audible signal
Safety angles:	90 degrees left/right and top of the backstop, if finger is on the trigger.
Procedure:	After the starting signal, engage all targets. Popper P1 activates moving target T1. All moving targets remains visible at the end of the movement.



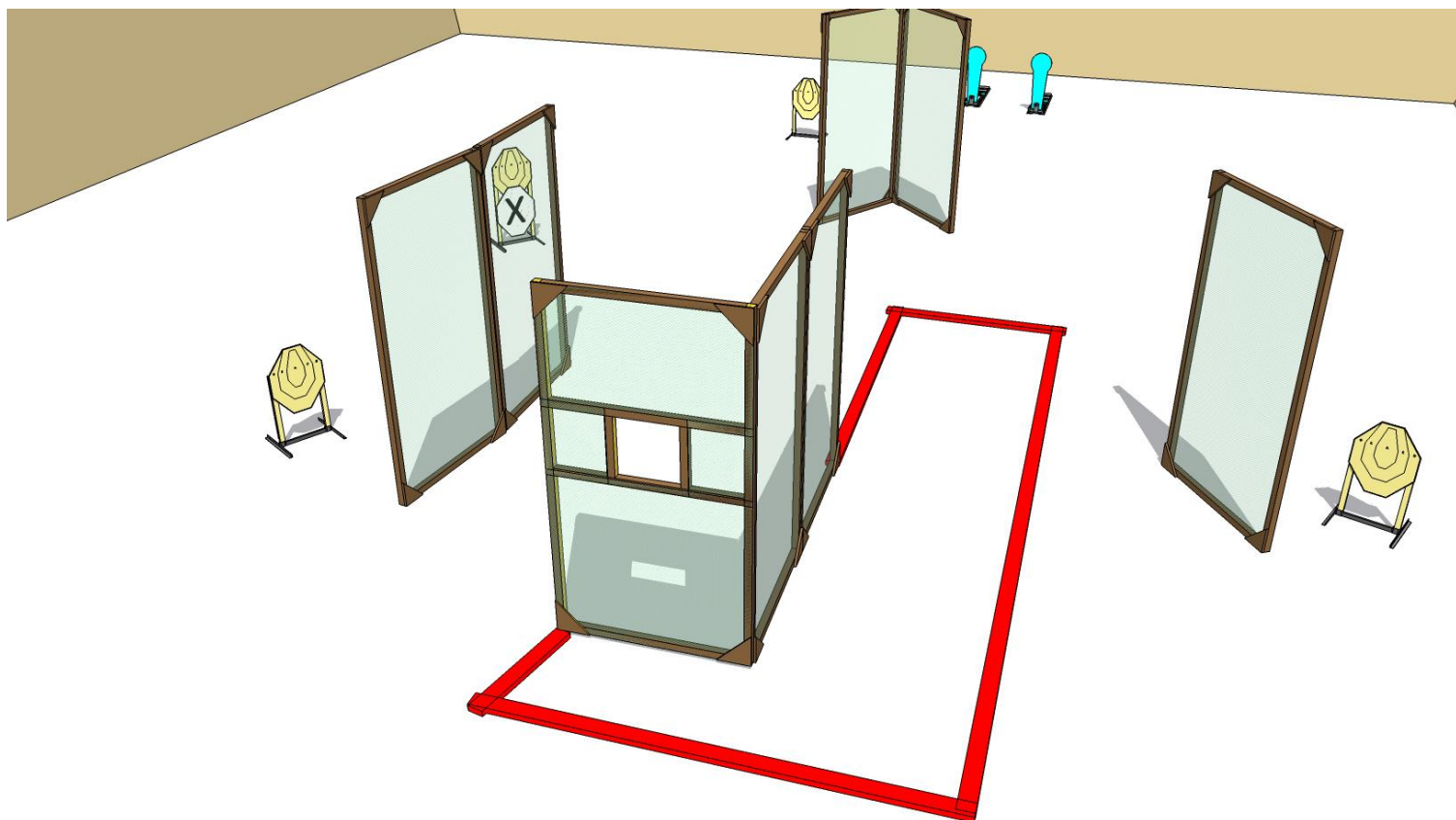
STAGE 4



Type:	Medium course of fire
Number of rounds to be scored:	15
Targets:	6 IPSC Targets, 1 IPSC Popper, 2 IPSC metal plate, 2 NO-SHOOTS
Start position:	Standing relaxed, facing downrange, anywhere within the designated area.
The Firearm Ready Condition	Firearm and one magazine laying flat on the table, chamber and magwell empty (Option 3)
Time Starts:	On audible signal
Safety angles:	90 degrees left/right and top of the backstop, if finger is on the trigger.
Procedure:	After the starting signal, engage all targets.



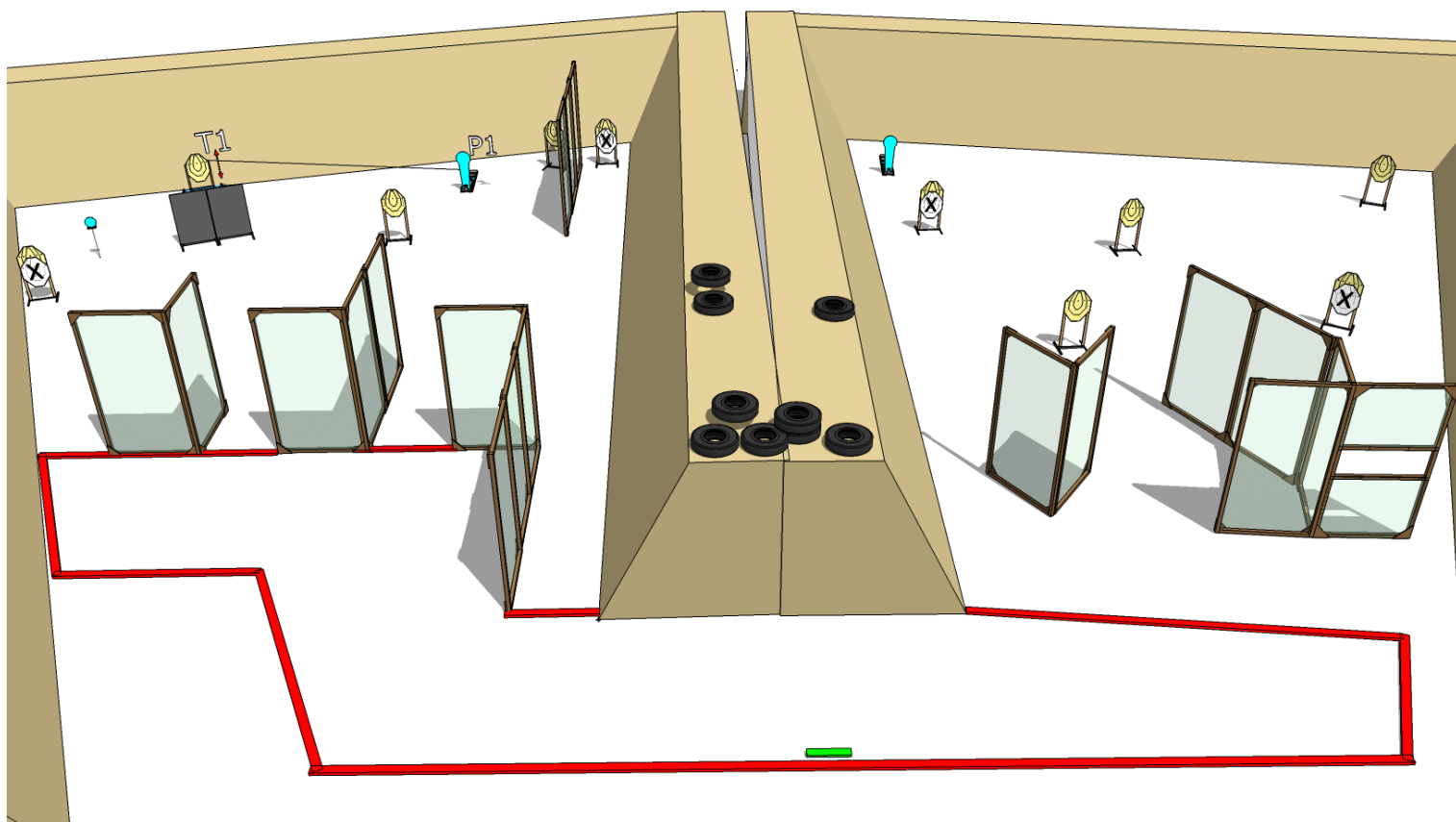
STAGE 5



Type:	Short course of fire
Number of rounds to be scored:	10
Targets:	4 IPSC Targets, 2 IPSC Popper, 1 NO-SHOOT
Start position:	Standing relaxed, facing downrange, anywhere within the designated area.
The Firearm Ready Condition	Loaded - (Option 1), standing erect, with the firearm in the ready condition, held in both hands, stock touching the competitor at hip level, barrel parallel to the ground, trigger guard downwards, muzzle pointing downrange with the fingers outside the trigger guard.
Time Starts:	On audible signal
Safety angles:	90 degrees left/right and top of the backstop, if finger is on the trigger.
Procedure:	After the starting signal, engage targets from within designated area.



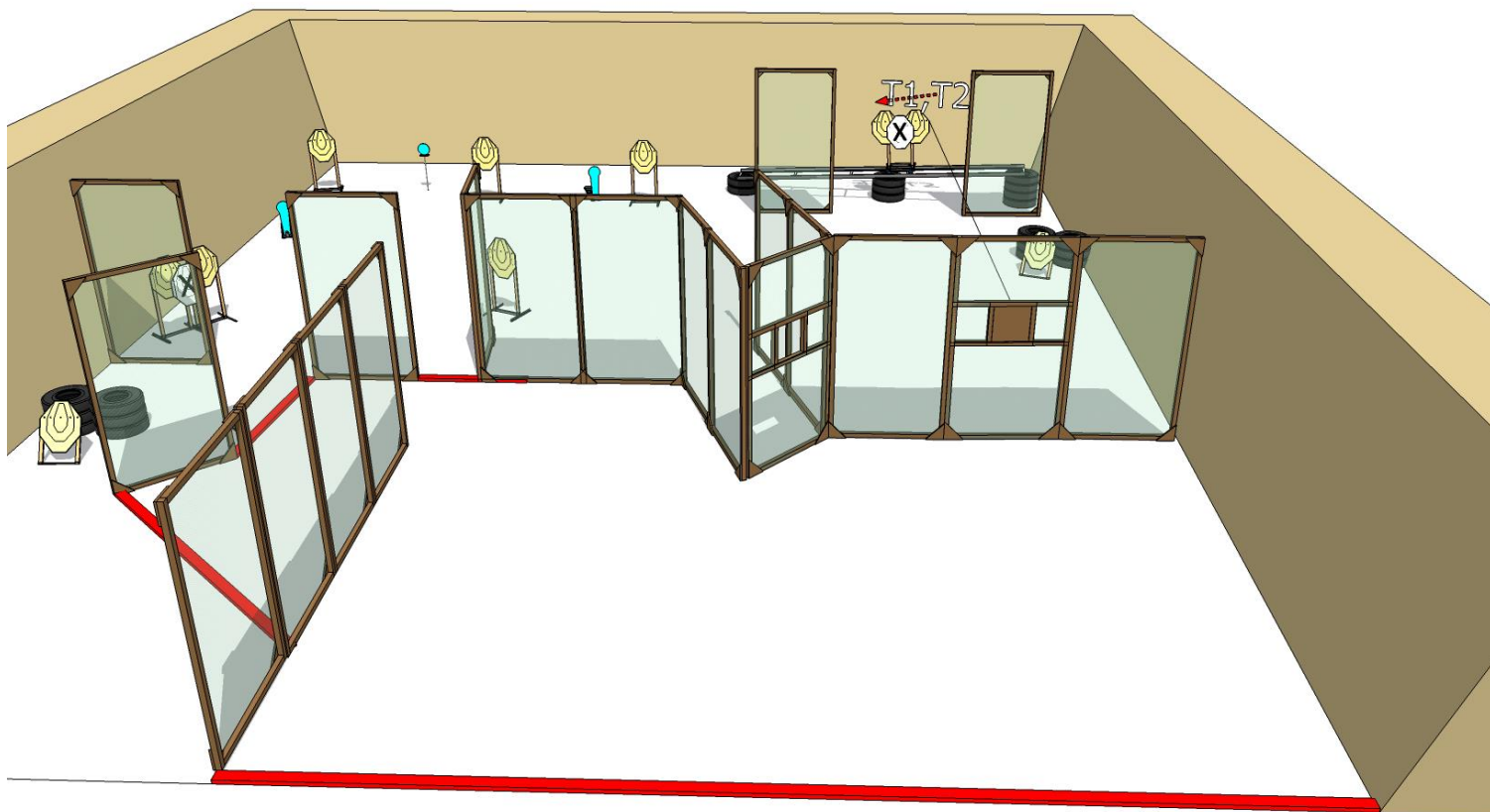
STAGE 6



Type:	Medium course of fire
Number of rounds to be scored:	23
Targets:	10 IPSC Targets, 2 IPSC Popper, 1 IPSC metal plate, 4 NO-SHOOTS
Start position:	Standing relaxed, facing downrange both heels touching mark
The Firearm Ready Condition	Loaded - (Option 1), standing erect, with the firearm in the ready condition, held in both hands, stock touching the competitor at hip level, barrel parallel to the ground, trigger guard downwards, muzzle pointing downrange with the fingers outside the trigger guard.
Time Starts:	On audible signal
Safety angles:	90 degrees left/right and top of the backstop, if finger is on the trigger.
Procedure:	After the starting signal, engage all targets. Popper P1 activates moving target T1. All moving targets remains visible at the end of the movement.



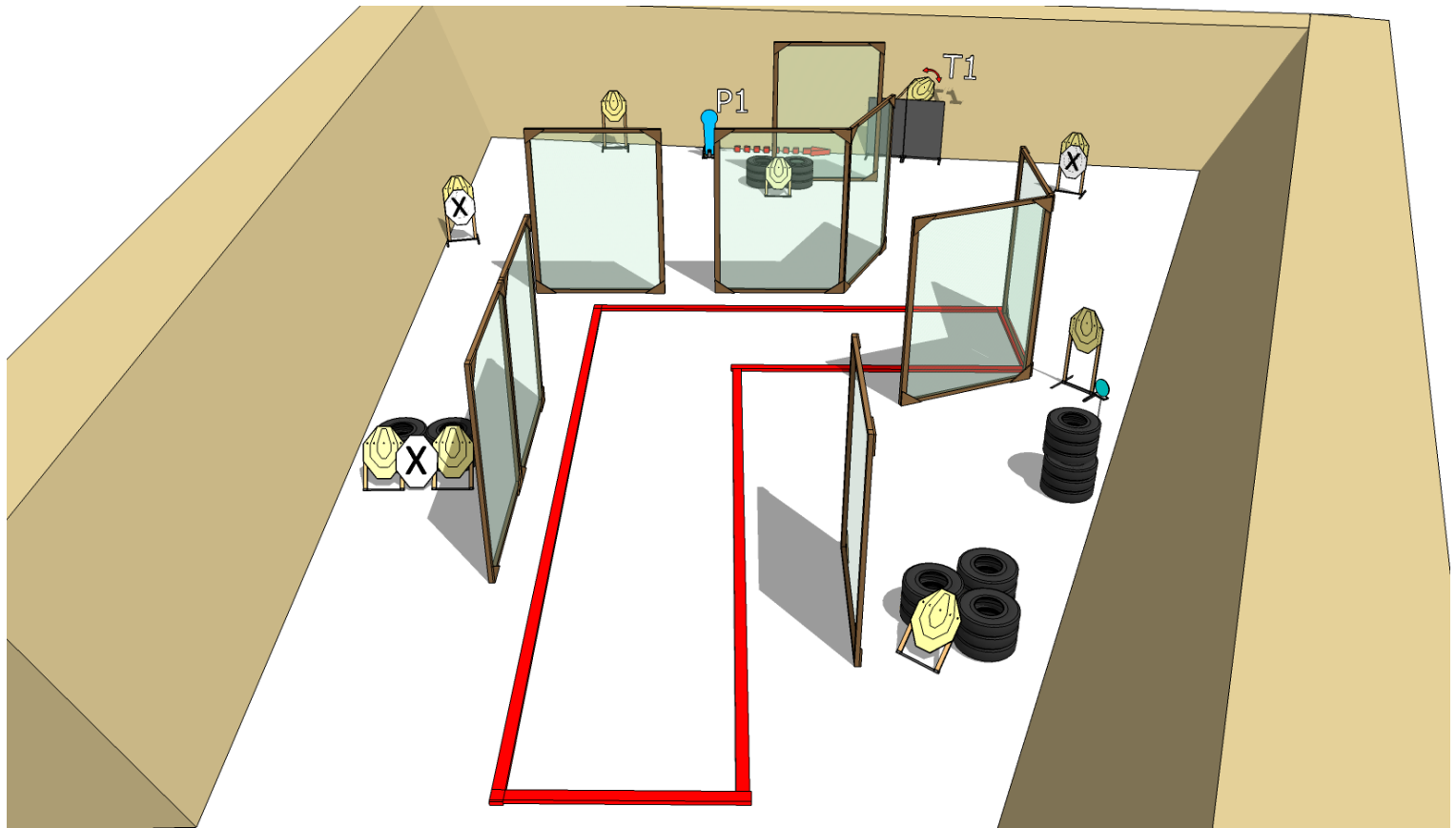
STAGE 7



Type:	Medium course of fire
Number of rounds to be scored:	23
Targets:	10 IPSC Targets, 2 IPSC Mini Poppers, 1 IPSC metal plate, 2 NO-SHOOTS
Start position:	Standing relaxed, facing downrange, anywhere within the designated area.
The Firearm Ready Condition	Loaded - (Option 1), standing erect, with the firearm in the ready condition, held in both hands, stock touching the competitor at hip level, barrel parallel to the ground, trigger guard downwards, muzzle pointing downrange with the fingers outside the trigger guard.
Time Starts:	On audible signal
Safety angles:	90 degrees left/right and top of the backstop, if finger is on the trigger.
Procedure:	After the starting signal, engage all targets. Pulling the handle will activates moving target T1, T2 All moving targets remains visible at the end of the movement.



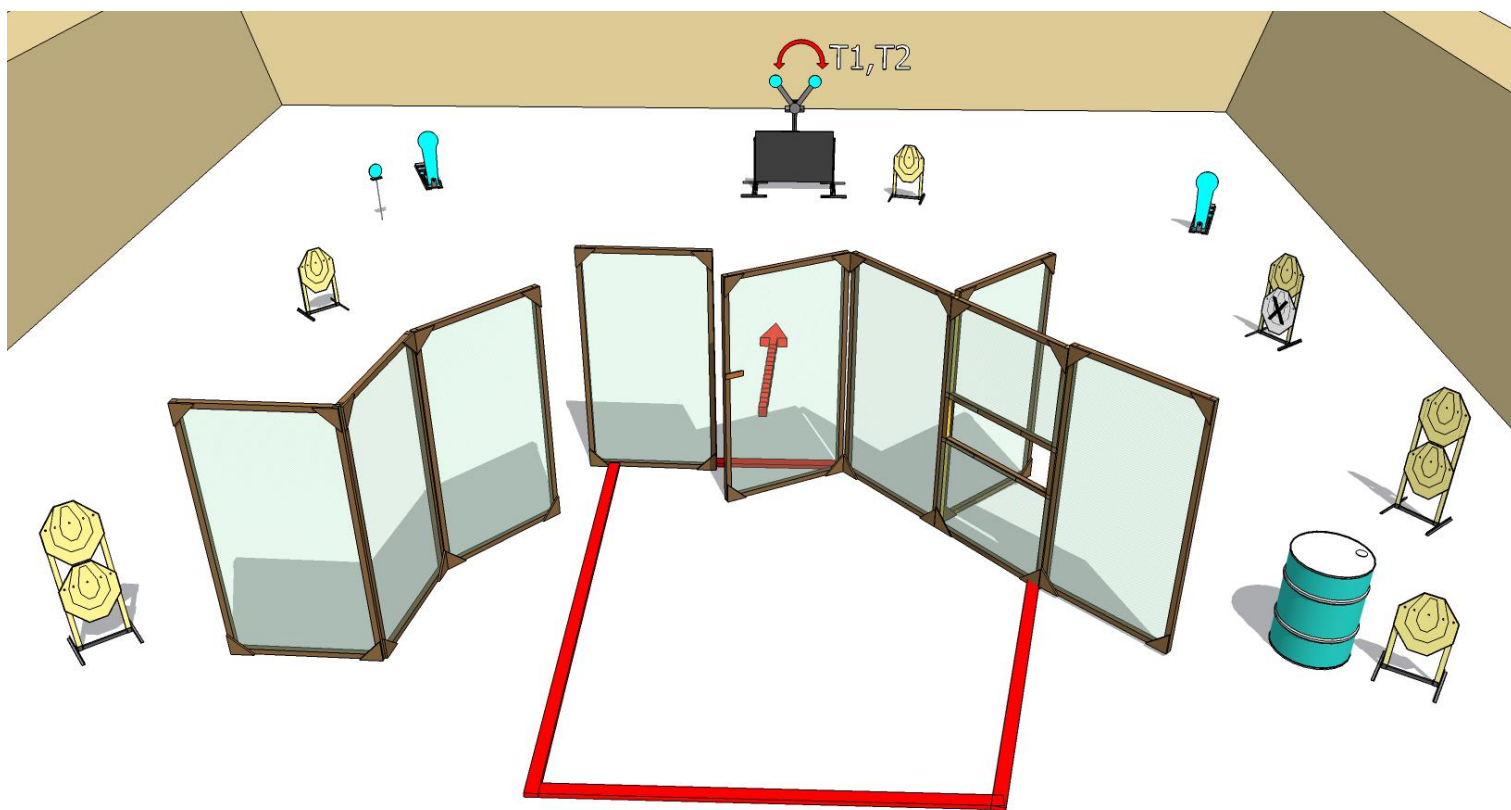
STAGE 8



Type:	Medium course of fire
Number of rounds to be scored:	20
Targets:	9 IPSC Targets, 1 IPSC Popper, 1 IPSC Metal Plate, 3 NO-SHOOTS
Start position:	Standing relaxed, facing downrange anywhere within the designated area.
The Firearm Ready Condition	Loaded - (Option 1), standing erect, with the firearm in the ready condition, held in both hands, stock touching the competitor at hip level, barrel parallel to the ground, trigger guard downwards, muzzle pointing downrange with the fingers outside the trigger guard.
Time Starts:	On audible signal
Safety angles:	90 degrees left/right and top of the backstop, if finger is on the trigger.
Procedure:	After the starting signal, engage all targets. Popper P1 activates moving target T1. All moving targets remains visible at the end of the movement.



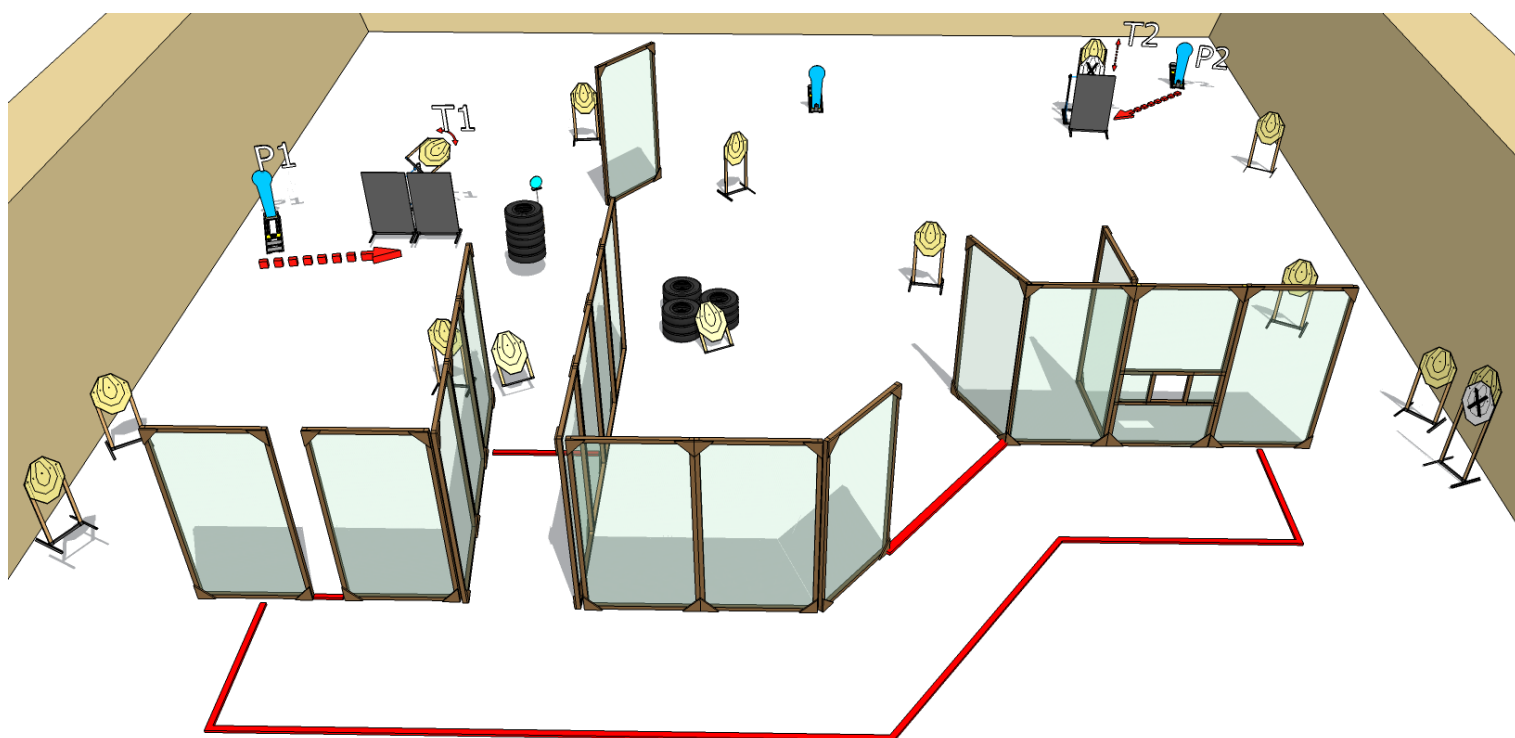
STAGE 9



Type:	Medium course of fire
Number of rounds to be scored:	21
Targets:	8 IPSC Targets, 2 IPSC Mini Poppers, 3 IPSC Metal Plates, 1 NO-SHOOT
Start position:	Standing relaxed, facing downrange, anywhere within the designated area.
The Firearm Ready Condition	Loaded - (Option 1), standing erect, with the firearm in the ready condition, held in both hands, stock touching the competitor at hip level, barrel parallel to the ground, trigger guard downwards, muzzle pointing downrange with the fingers outside the trigger guard.
Time Starts:	On audible signal
Safety angles:	90 degrees left/right and top of the backstop, if finger is on the trigger.
Procedure:	After the starting signal, engage all targets. Opening the window will activate moving targets T1 and T2. All moving targets remains visible at the end of the movement.



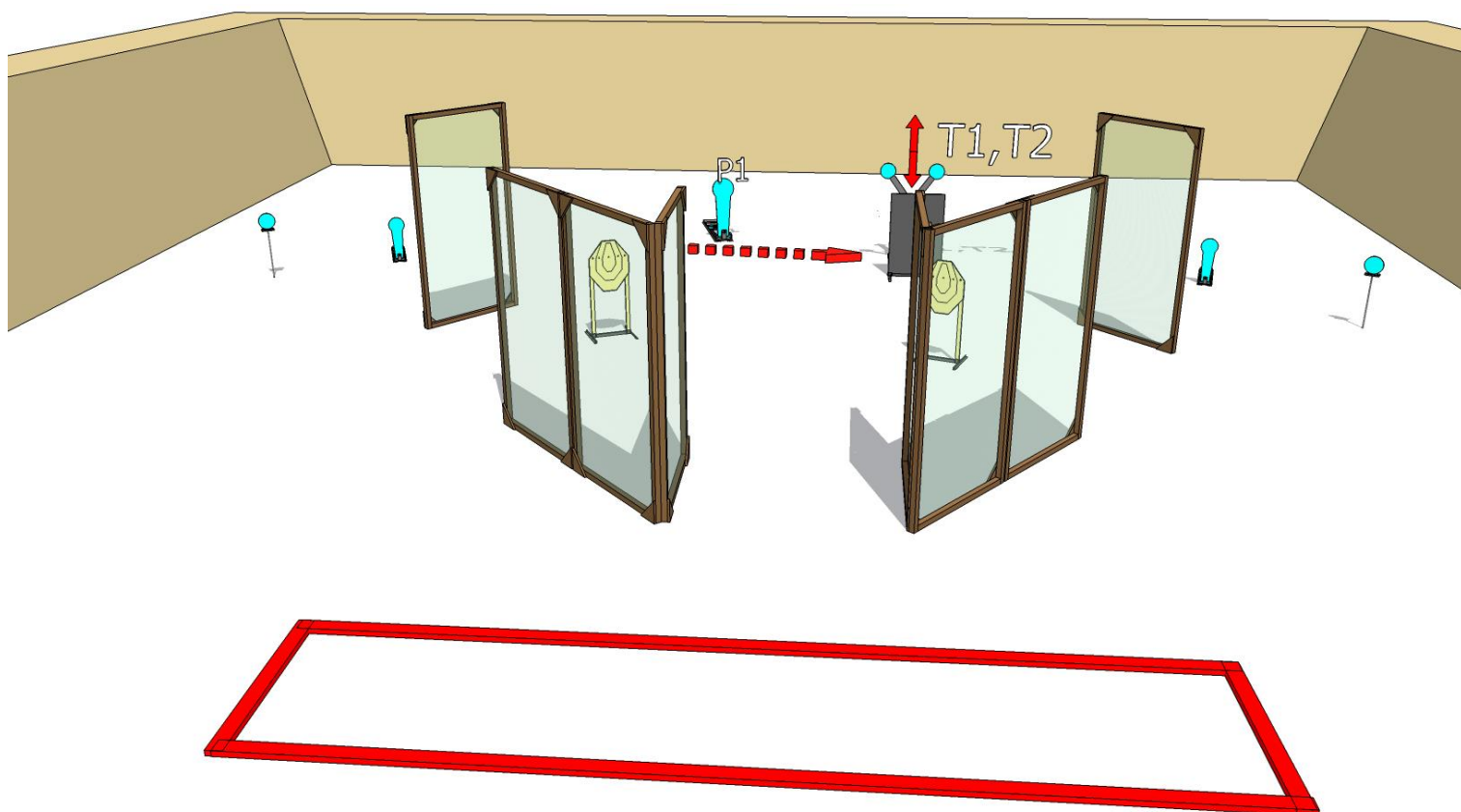
STAGE 10



Type:	Long course of fire
Number of rounds to be scored:	32
Targets:	14 IPSC Targets, 3 IPSC Poppers, 1 IPSC metal plate 2 NO-SHOOTS
Start position:	Standing relaxed, facing downrange, anywhere within the designated area.
The Firearm Ready Condition	Loaded - (Option 1), standing erect, with the firearm in the ready condition, held in both hands, stock touching the competitor at hip level, barrel parallel to the ground, trigger guard downwards, muzzle pointing downrange with the fingers outside the trigger guard.
Time Starts:	On audible signal
Safety angles:	90 degrees left/right and top of the backstop, if finger is on the trigger.
Procedure:	After the starting signal, engage all targets. Popper P1 activates moving target T1, Popper P2 activates moving target T2. All moving targets remains visible at the end of the movement.



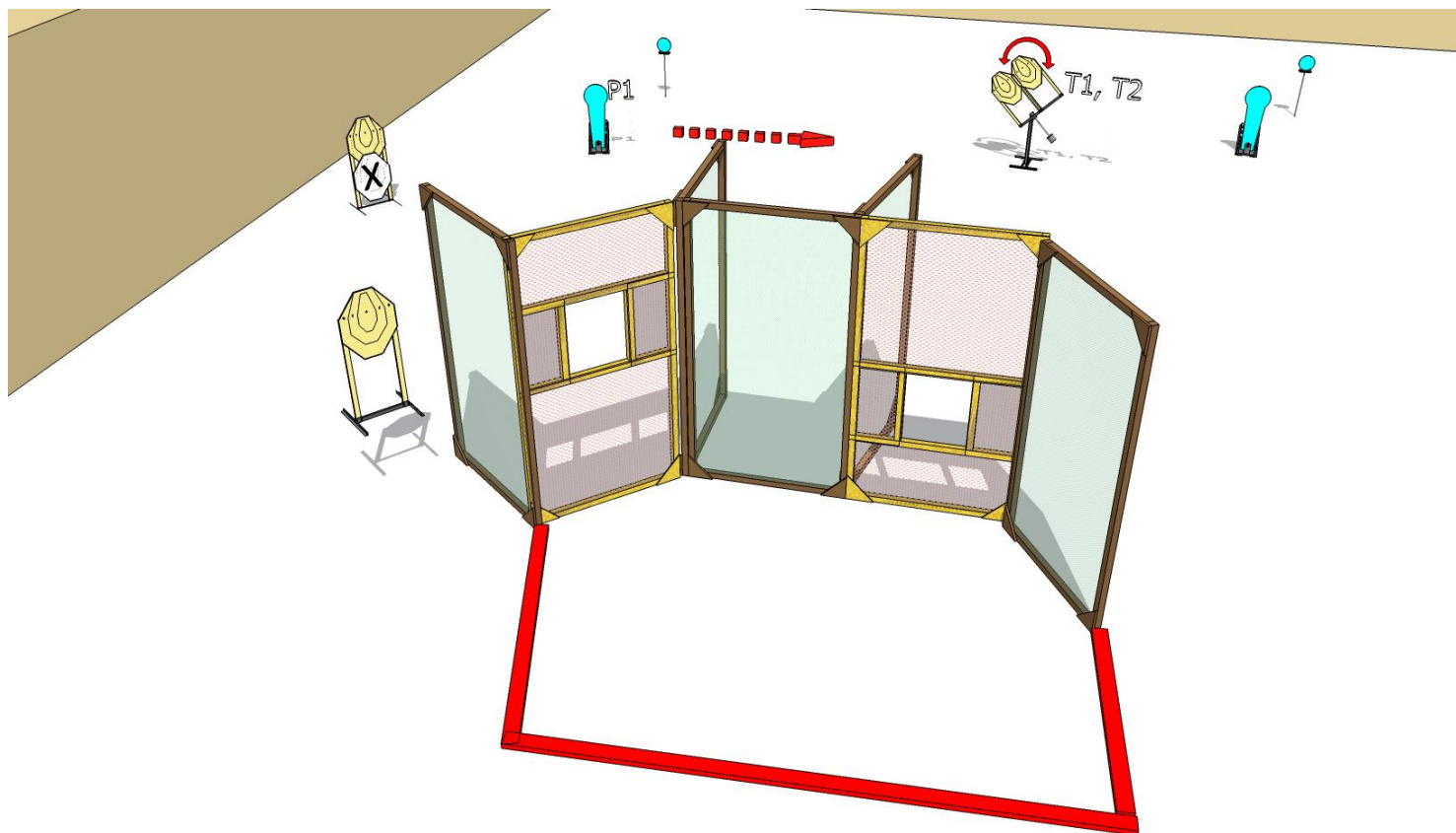
STAGE 11



Type:	Short course of fire
Number of rounds to be scored:	11
Targets:	2 IPSC Targets, 3 IPSC Popper, 4 IPSC metal plate
Start position:	Standing relaxed, facing downrange anywhere within the designated area.
The Firearm Ready Condition	Loaded - (Option 1), standing erect, with the firearm in the ready condition, held in both hands, stock touching the competitor at hip level, barrel parallel to the ground, trigger guard downwards, muzzle pointing downrange with the fingers outside the trigger guard.
Time Starts:	On audible signal
Safety angles:	90 degrees left/right and top of the backstop, if finger is on the trigger.
Procedure:	After the starting signal, engage all targets. Popper P1 activates moving target T1,T2. All moving targets remains visible at the end of the movement.



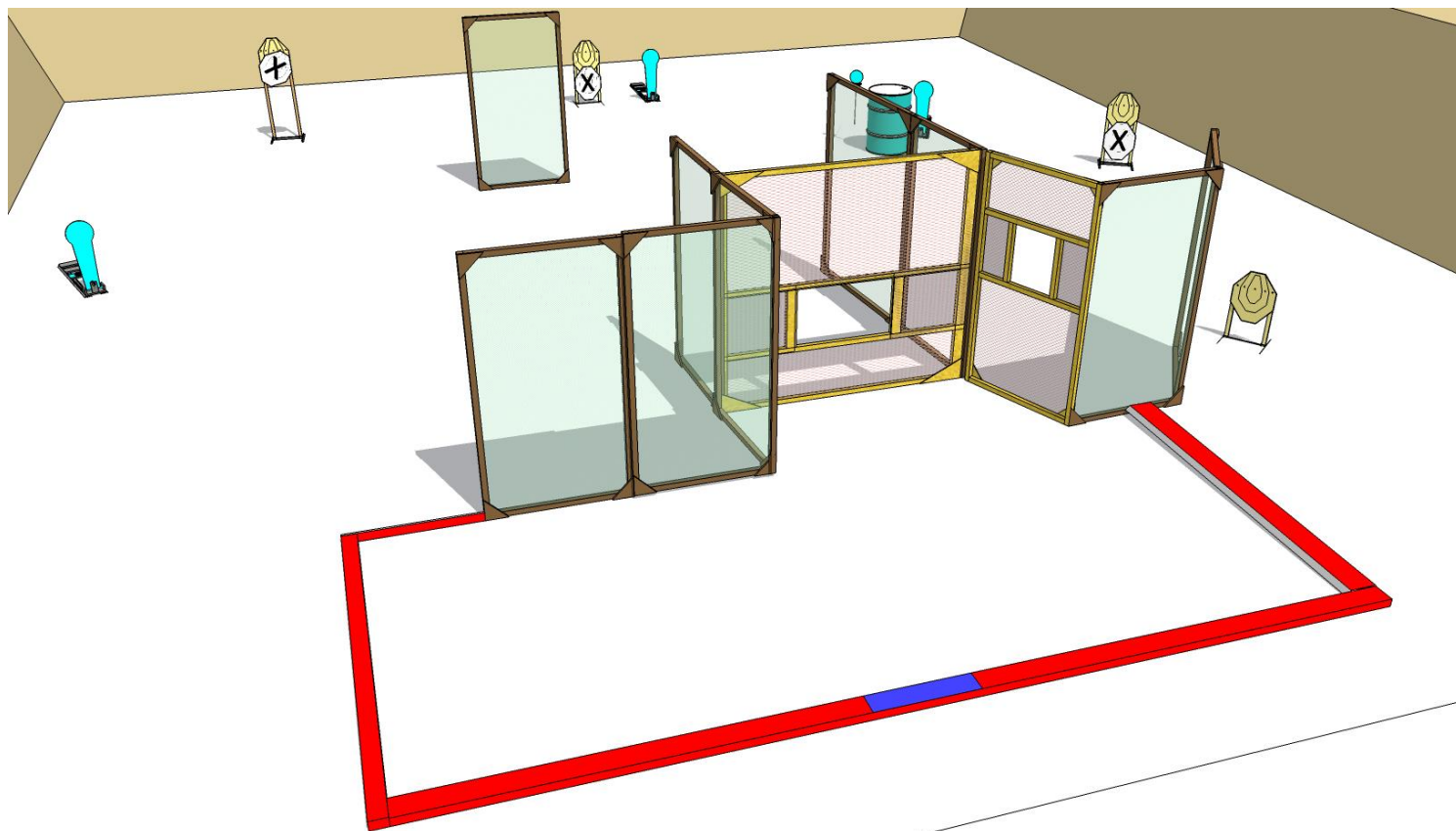
STAGE 12



Type:	Short course of fire
Number of rounds to be scored:	12
Targets:	4 IPSC Targets, 2 IPSC Popper, 2IPSC metal plate, 1 NO-SHOOT
Start position	Standing relaxed, facing downrange, anywhere within the designated area.
The Firearm Ready Condition	Loaded - (Option 1), standing erect, with the firearm in the ready condition, held in both hands, stock touching the competitor at hip level, barrel parallel to the ground, trigger guard downwards, muzzle pointing downrange with the fingers outside the trigger guard.
Safety angles:	90 degrees left/right and top of the backstop, if finger is on the trigger.
Procedure:	After the starting signal, engage all targets. Popper P1 activates moving targets T1, T2. All moving targets remains visible at the end of the movement.



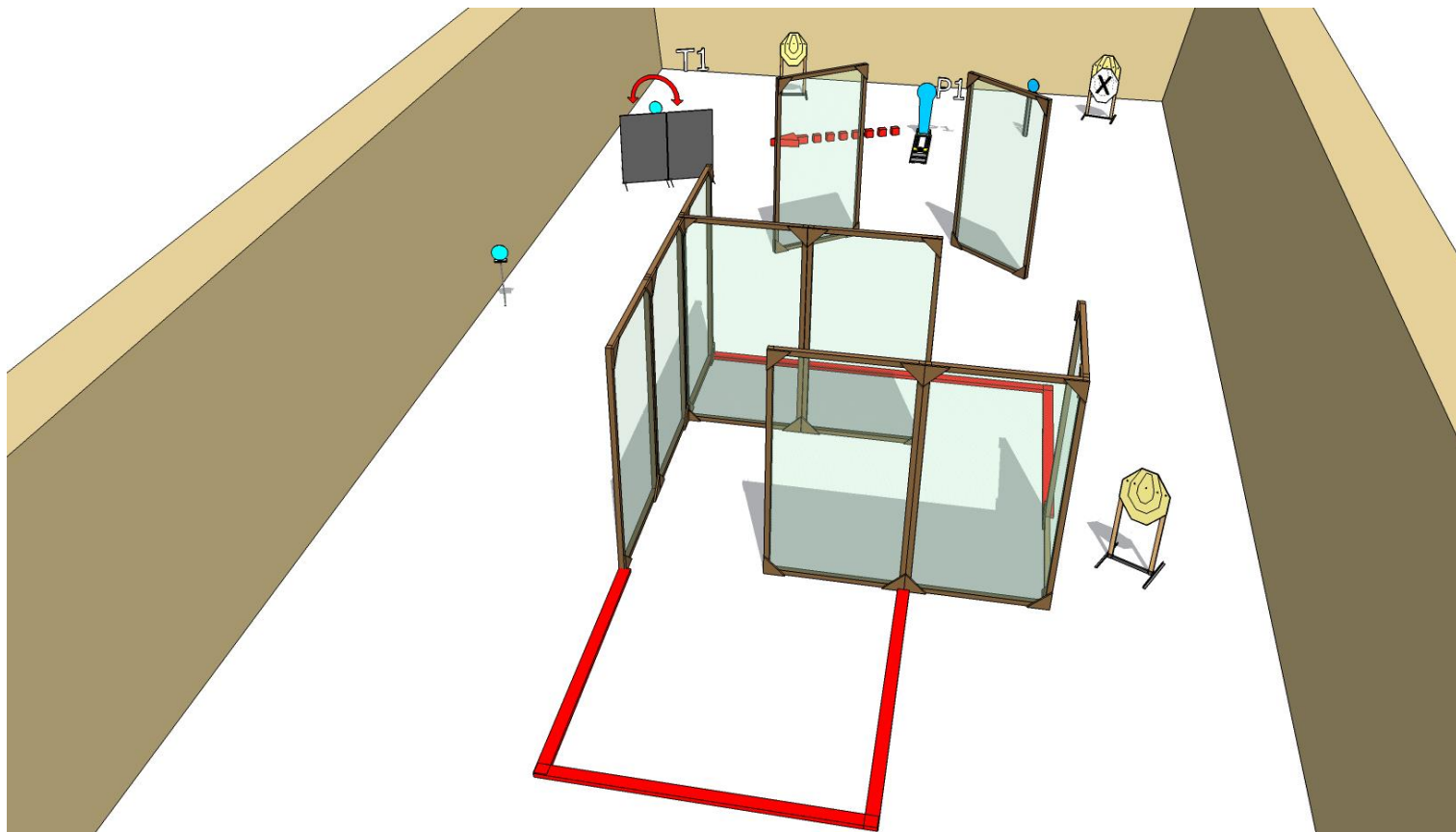
STAGE 13



Type:	Short course of fire
Number of rounds to be scored:	12
Targets:	4 IPSC Targets, 3 IPSC Poppers, 1 IPSC metal plate, 3 NO-SHOOTS
Start position	Standing relaxed, facing downrange, both heels touching the mark
The Firearm Ready Condition	Loaded - (Option 1), standing erect, with the firearm in the ready condition, held in both hands, stock touching the competitor at hip level, barrel parallel to the ground, trigger guard downwards, muzzle pointing downrange with the fingers outside the trigger guard.
Safety angles:	90 degrees left/right and top of the backstop, if finger is on the trigger.
Procedure:	After the starting signal, engage all targets.



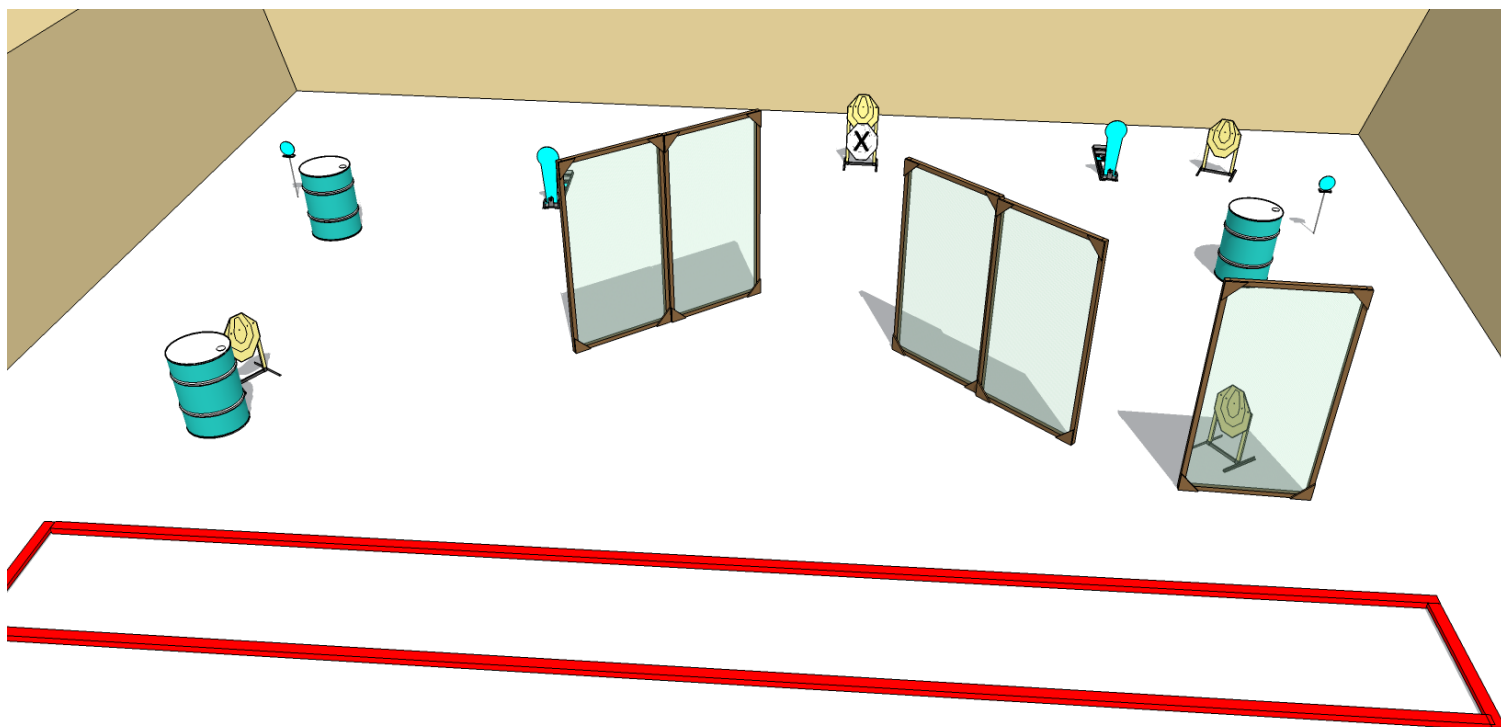
STAGE 14



Type:	Short course of fire
Number of rounds to be scored:	10
Targets:	3 IPSC Targets, 1 IPSC Popper, 3 IPSC metal plates, 1 NO-SHOOT
Start position	Standing relaxed, facing downrange, anywhere within the designated area.
The Firearm Ready Condition	Loaded - (Option 1), standing erect, with the firearm in the ready condition, held in both hands, stock touching the competitor at hip level, barrel parallel to the ground, trigger guard downwards, muzzle pointing downrange with the fingers outside the trigger guard.
Safety angles:	90 degrees left/right and top of the backstop, if finger is on the trigger.
Procedure:	After the starting signal, engage all targets. Popper P1 activates moving target T1. All moving targets remains visible at the end of the movement.



STAGE 15



Type:	Short course of fire
Number of rounds to be scored:	12
Targets:	4 IPSC Targets, 2 IPSC Popper, 2 IPSC metal plate, 1 NO-SHOOT
Start position	Standing relaxed, facing downrange, anywhere within the designated area.
The Firearm Ready Condition	Loaded - (Option 1), standing erect, with the firearm in the ready condition, held in both hands, stock touching the competitor at hip level, barrel parallel to the ground, trigger guard downwards, muzzle pointing downrange with the fingers outside the trigger guard.
Safety angles:	90 degrees left/right and top of the backstop, if finger is on the trigger.
Procedure:	After the starting signal, engage all targets

