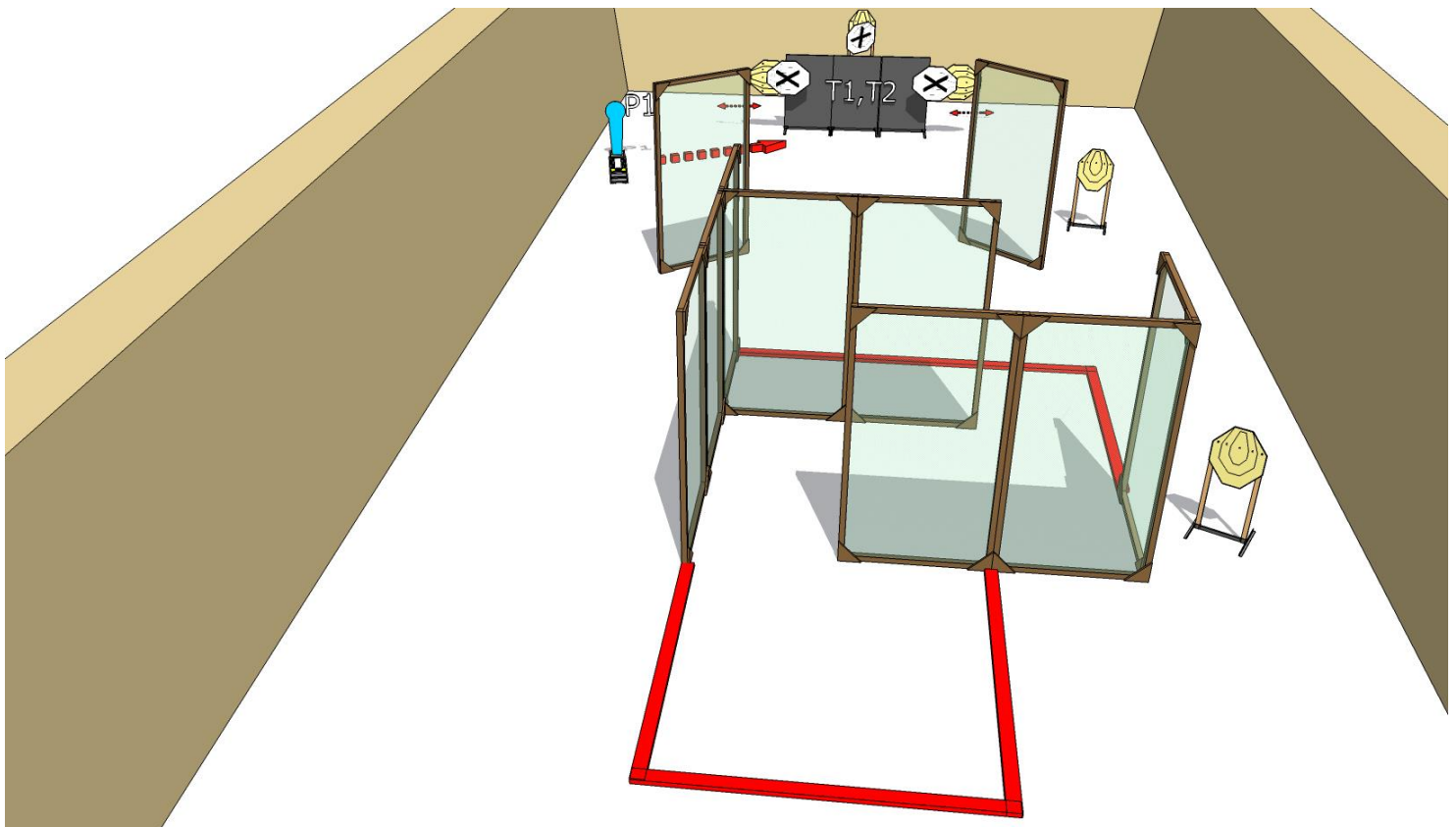


# STAGE 1

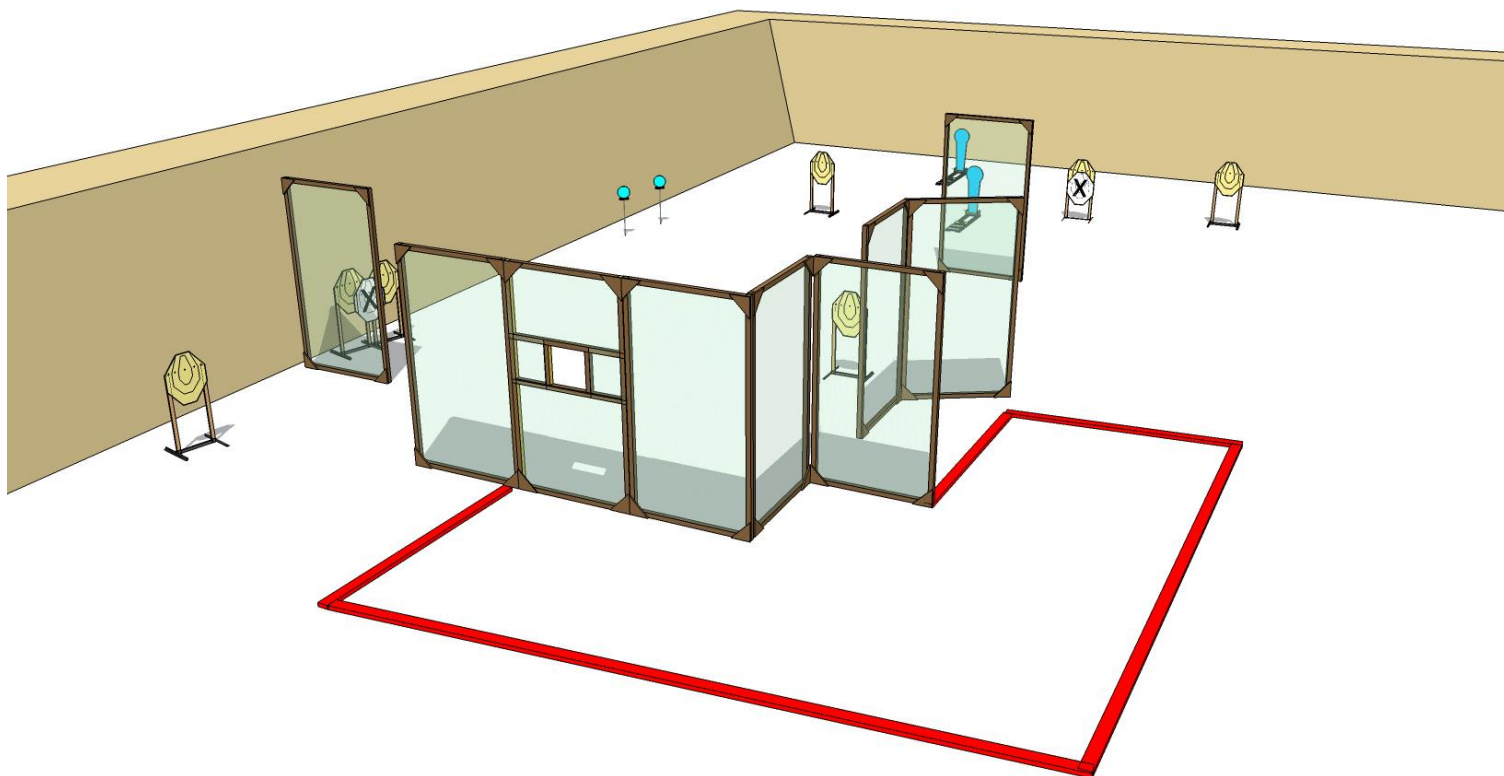
---



<b>Type:</b>	Short course of fire
<b>Number of rounds to be scored:</b>	11
<b>Targets:</b>	5 IPSC Targets, 1 IPSC Popper, 3 NO-SHOOTS
<b>Start position:</b>	Standing relaxed, facing downrange, anywhere within the designated area.
<b>Handgun Ready Condition</b>	
<b>Time Starts:</b>	On audible signal
<b>Safety angles:</b>	90 degrees left/right and top of the backstop, if finger is on the trigger.
<b>Procedure:</b>	After the starting signal, engage all targets. Popper P1 activates moving target T1,T2. All moving targets remains visible at the end of the movement.



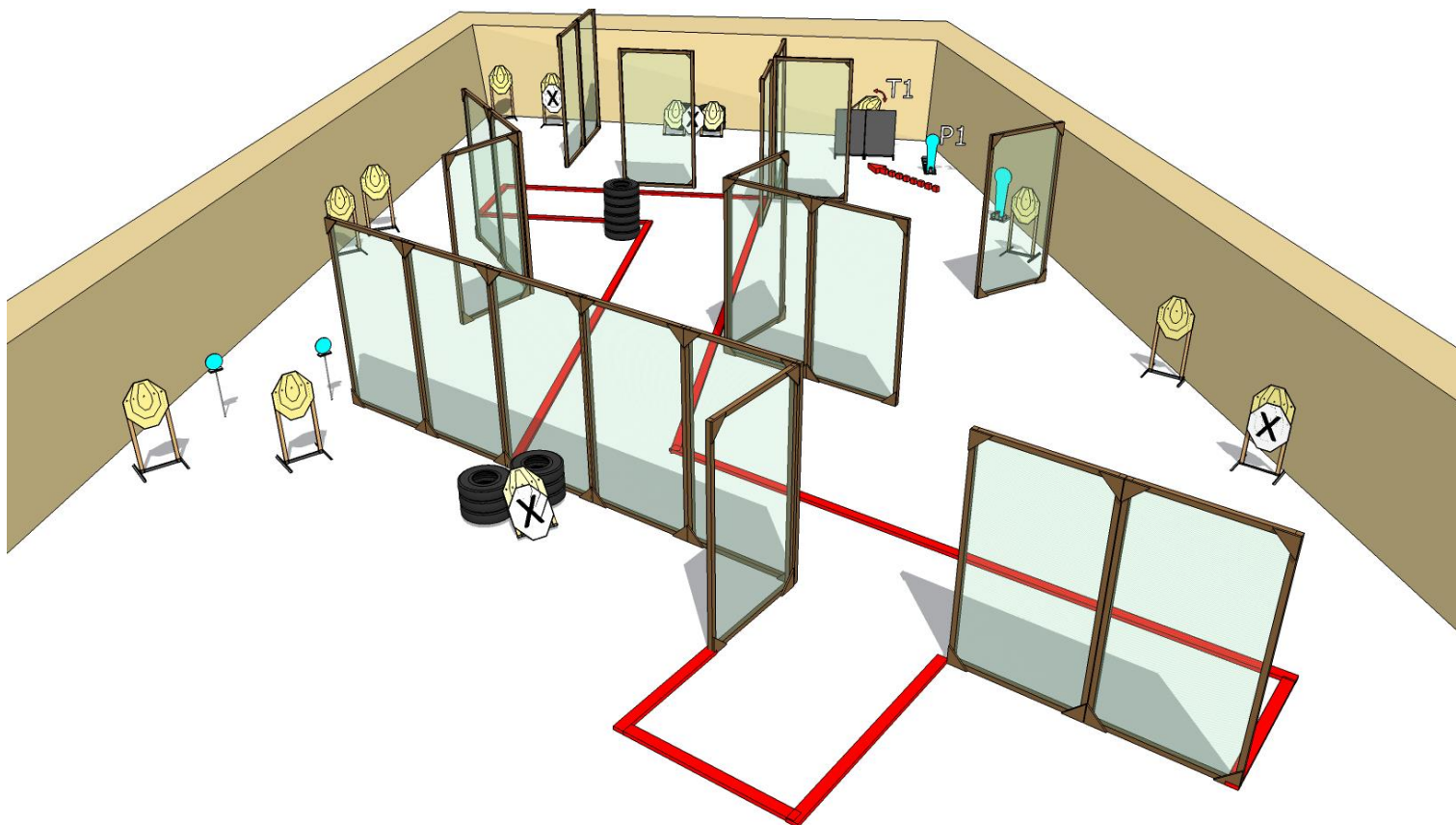
# STAGE 2



<b>Type:</b>	Medium course of fire
<b>Number of rounds to be scored:</b>	18
<b>Targets:</b>	7 IPSC Targets, 2 IPSC Popper, 2 IPSC Metal Plates 2 NO-SHOOTS
<b>Start position:</b>	Standing relaxed, facing downrange, anywhere within the designated area.
<b>Handgun Ready Condition</b>	
<b>Time Starts:</b>	On audible signal
<b>Safety angles:</b>	90 degrees left/right and top of the backstop, if finger is on the trigger.
<b>Procedure:</b>	After the starting signal, engage all targets.



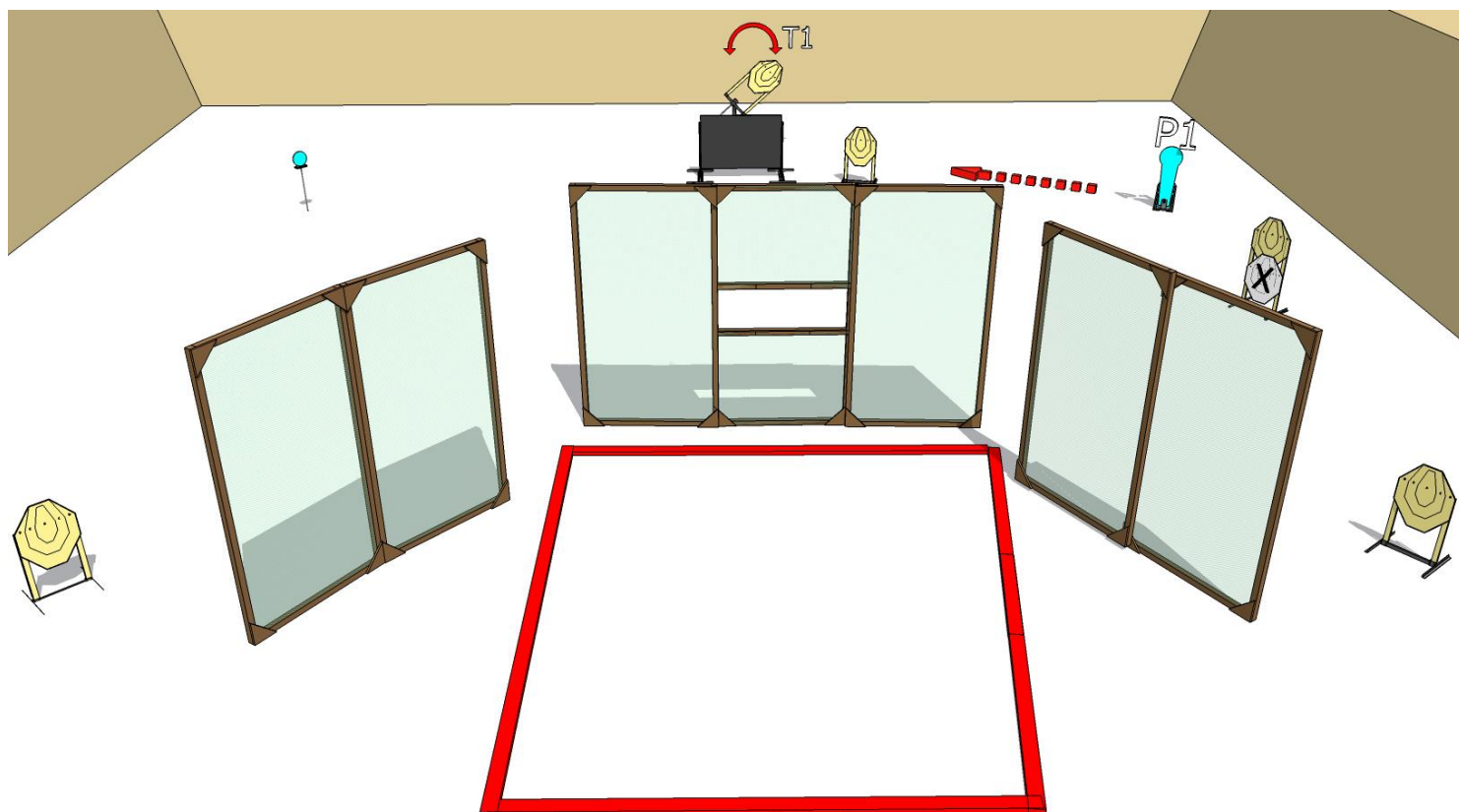
# STAGE 3



<b>Type:</b>	Long course of fire
<b>Number of rounds to be scored:</b>	30
<b>Targets:</b>	13 IPSC Targets, 2 IPSC Popper, 2 IPSC Metal Plates, 4 NO-SHOOTS
<b>Start position:</b>	Standing relaxed, facing downrange, anywhere within the designated area.
<b>Handgun Ready condition:</b>	
<b>Time Starts:</b>	On audible signal
<b>Safety angles:</b>	90 degrees left/right and top of the backstop, if finger is on the trigger.
<b>Procedure:</b>	After the starting signal, engage all targets. Popper P1 activates moving target T1. All moving targets remains visible at the end of the movement.



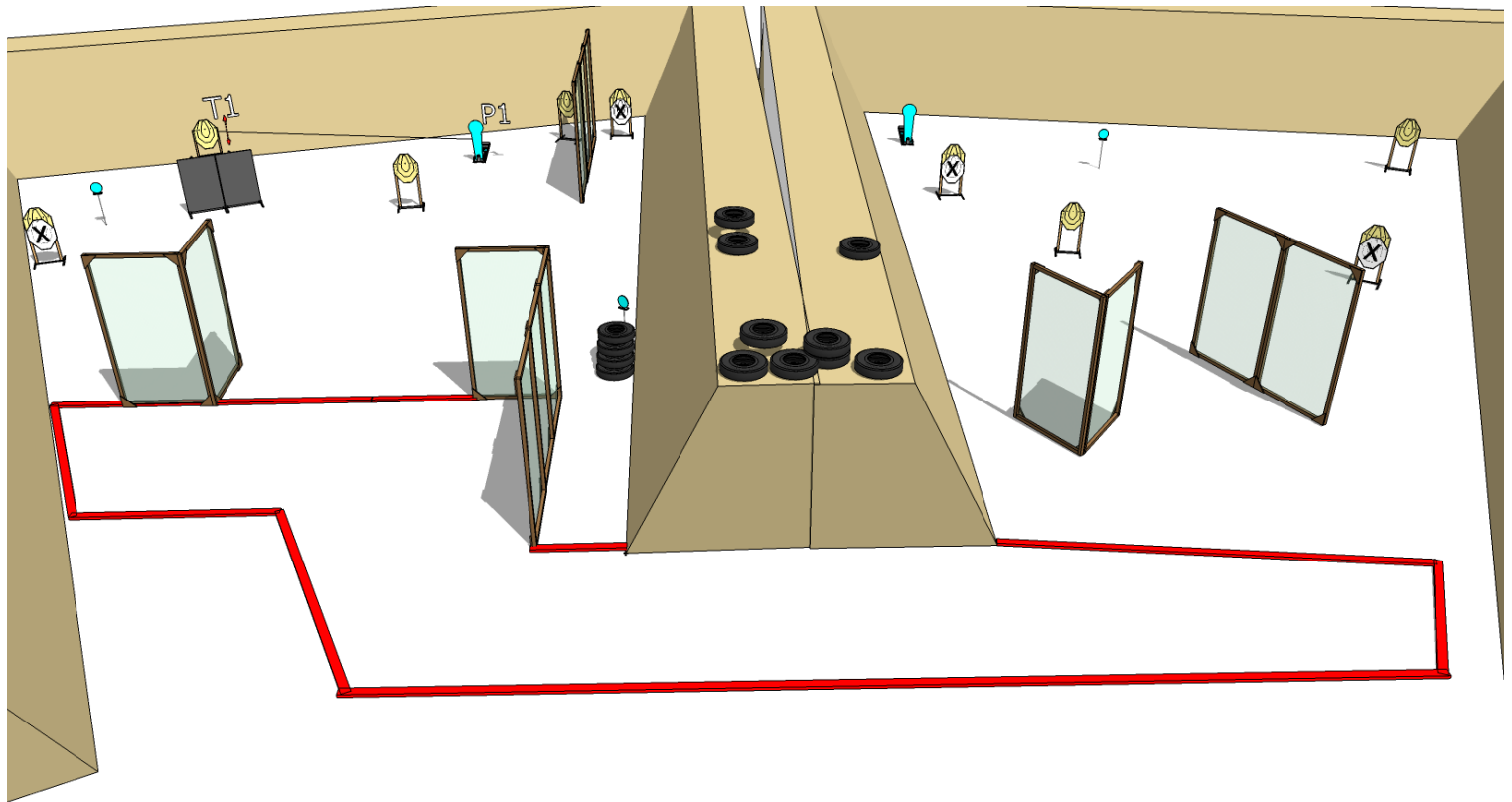
# STAGE 4



<b>Type:</b>	Short course of fire
<b>Number of rounds to be scored:</b>	12
<b>Targets:</b>	5 IPSC Targets, 1 IPSC Popper, 1 IPSC Metal Plate, 1 NO-SHOOT
<b>Start position:</b>	Standing relaxed, facing downrange, anywhere within the designated area
<b>Handgun Ready condition:</b>	
<b>Time Starts:</b>	On audible signal
<b>Safety angles:</b>	90 degrees left/right and top of the backstop, if finger is on the trigger.
<b>Procedure:</b>	After the starting signal, engage all targets. Popper P1 activates moving target T1. All moving targets remains visible at the end of the movement.



# STAGE 5

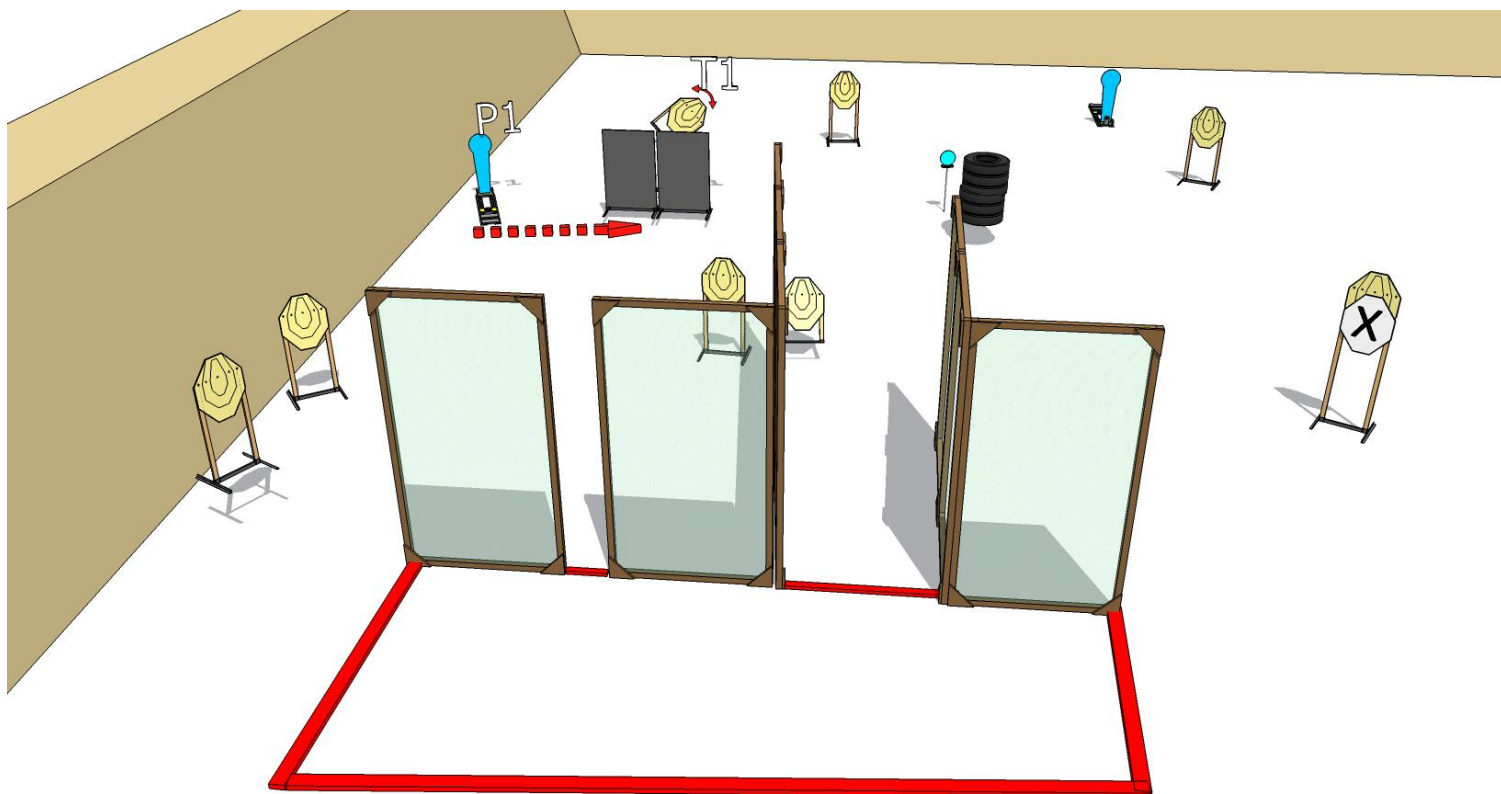


<b>Type:</b>	Medium course of fire
<b>Number of rounds to be scored:</b>	23
<b>Targets:</b>	9 IPSC Targets, 2 IPSC Popper, 3 IPSC Metal Plates, 4 NO-SHOOTS
<b>Start position:</b>	Standing relaxed, facing downrange anywhere within the designated area.
<b>Handgun Ready condition:</b>	
<b>Time Starts:</b>	On audible signal
<b>Safety angles:</b>	90 degrees left/right and top of the backstop, if finger is on the trigger.
<b>Procedure:</b>	After the starting signal, engage all targets. Popper P1 activates moving target T1. All moving targets remains visible at the end of the movement.





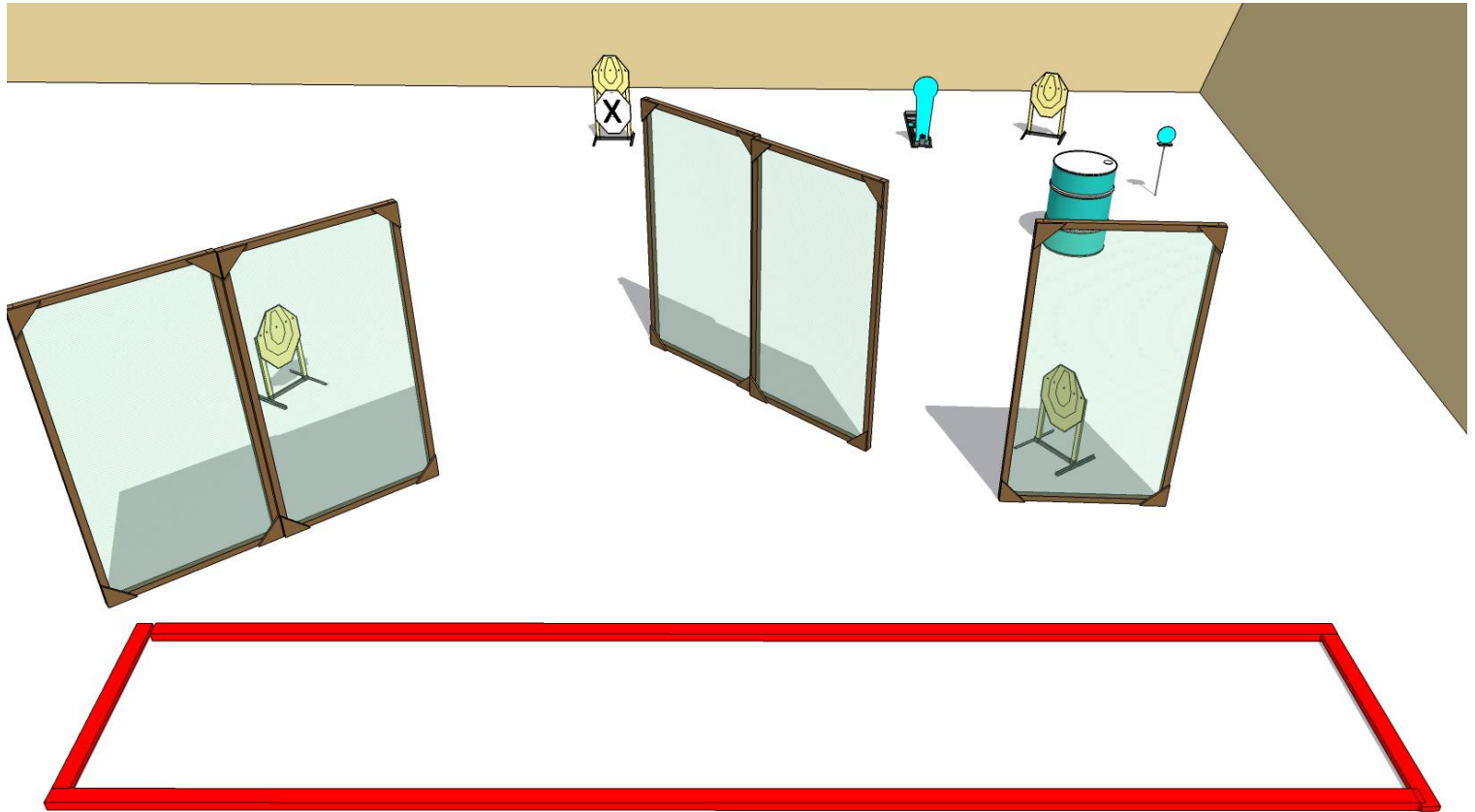
# STAGE 6



<b>Type:</b>	Medium course of fire
<b>Number of rounds to be scored:</b>	19
<b>Targets:</b>	8 IPSC Targets, 2 IPSC Mini Poppers, 1 IPSC Metal Plate, 1 NO-SHOOT
<b>Start position:</b>	Standing relaxed, facing downrange, anywhere within the designated area.
<b>Handgun Ready condition:</b>	
<b>Time Starts:</b>	On audible signal
<b>Safety angles:</b>	90 degrees left/right and top of the backstop, if finger is on the trigger.
<b>Procedure:</b>	After the starting signal, engage all targets. Popper P1 activates moving target T1. All moving targets remains visible at the end of the movement.



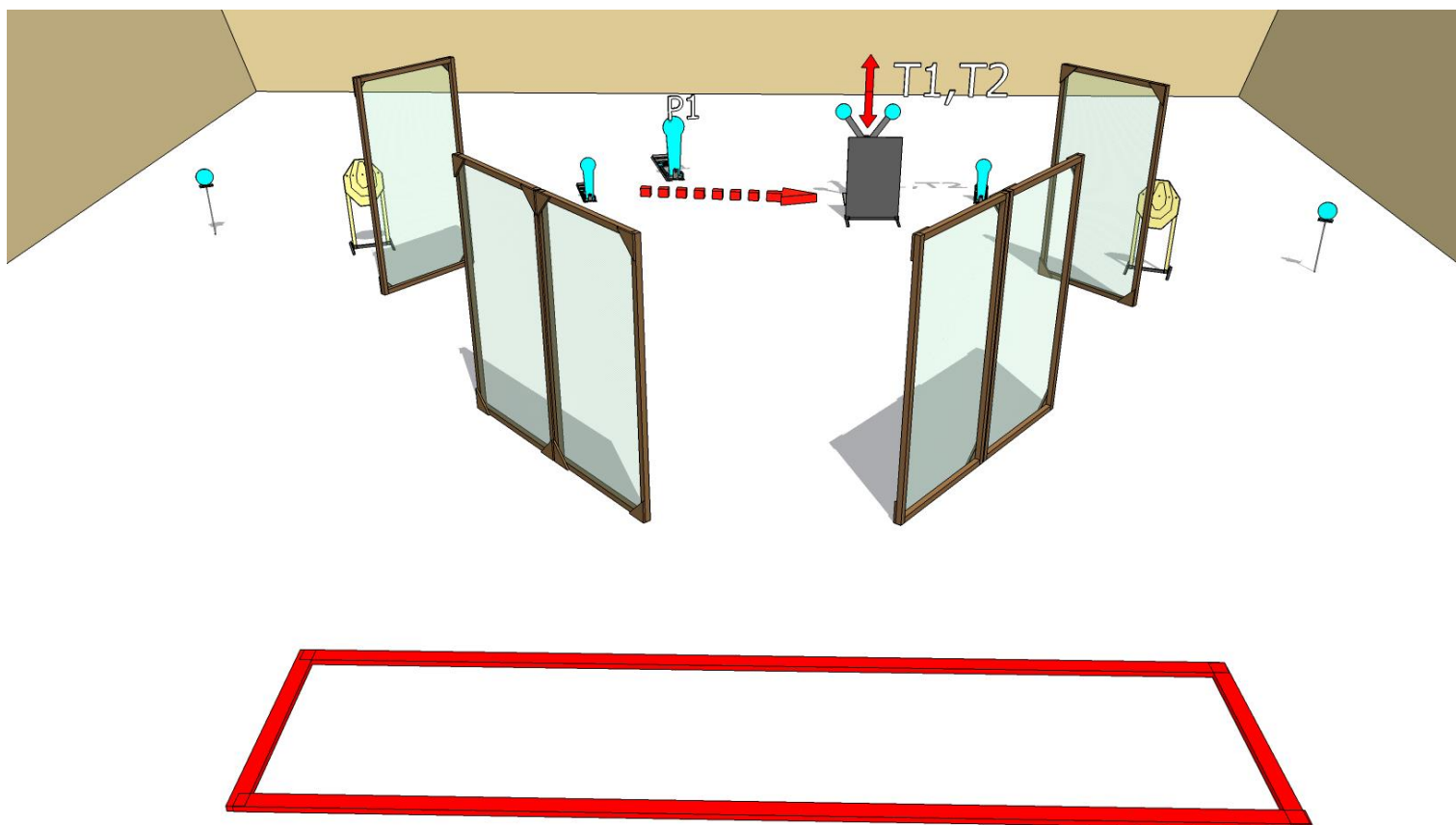
# STAGE 7



<b>Type:</b>	Short course of fire
<b>Number of rounds to be scored:</b>	10
<b>Targets:</b>	4 IPSC Targets, 1 IPSC Mini Popper, 1 IPSC Metal Plate 1 NO-SHOOT
<b>Start position:</b>	Standing relaxed, facing downrange anywhere within the designated area.
<b>Handgun Ready condition:</b>	
<b>Time Starts:</b>	On audible signal
<b>Safety angles:</b>	90 degrees left/right and top of the backstop, if finger is on the trigger.
<b>Procedure:</b>	After the starting signal, engage all targets.



# STAGE 8

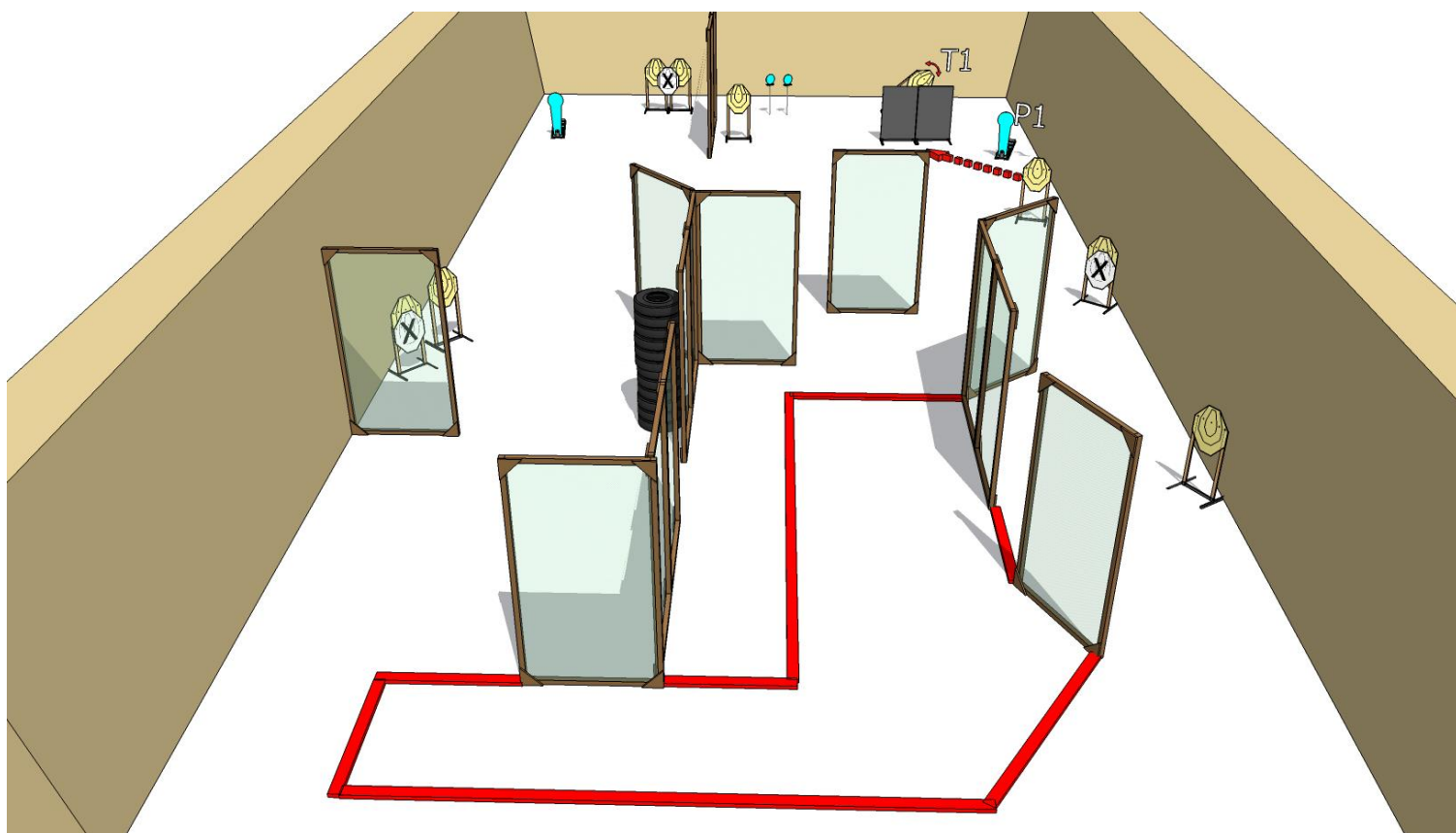


<b>Type:</b>	Short course of fire
<b>Number of rounds to be scored:</b>	11
<b>Targets:</b>	2 IPSC Targets, 3 IPSC Poppers, 4 IPSC metal plates,
<b>Start position:</b>	Standing relaxed, facing downrange, anywhere within the designated area.
<b>Handgun Ready condition:</b>	
<b>Time Starts:</b>	On audible signal
<b>Safety angles:</b>	90 degrees left/right and top of the backstop, if finger is on the trigger.
<b>Procedure:</b>	After the starting signal, engage all targets. Popper P1 activates moving target T1,T2. All moving targets remains visible at the end of the movement.





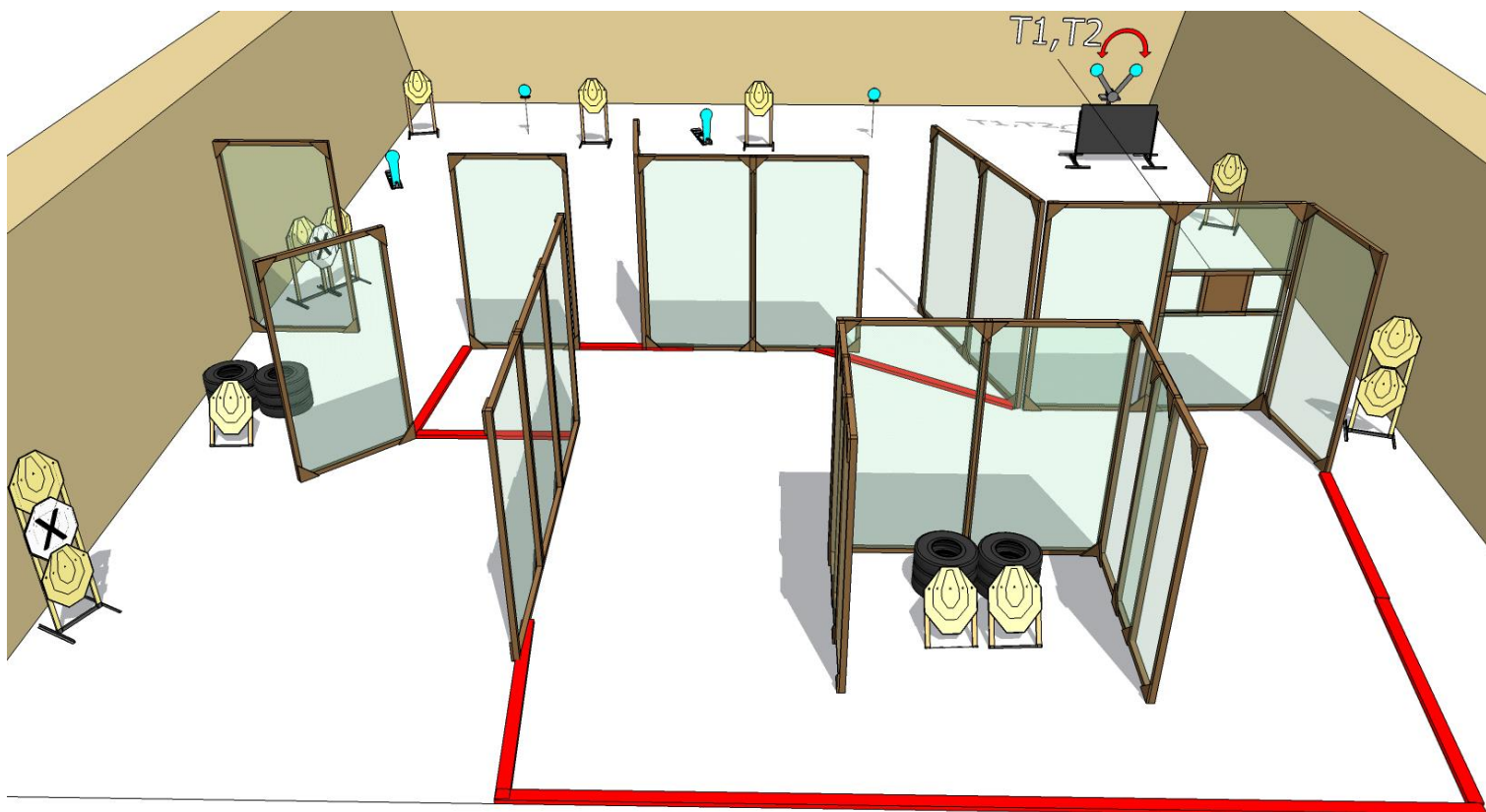
# STAGE 9



<b>Type:</b>	Medium course of fire
<b>Number of rounds to be scored:</b>	22
<b>Targets:</b>	9 IPSC Targets, 2 IPSC Poppers, 2 IPSC Metal Plates, 3 NO-SHOOTS
<b>Start position:</b>	Standing relaxed, facing downrange, anywhere within the designated area.
<b>Handgun Ready condition:</b>	
<b>Time Starts:</b>	On audible signal
<b>Safety angles:</b>	90 degrees left/right and top of the backstop, if finger is on the trigger.
<b>Procedure:</b>	After the starting signal, engage all targets. Poppers P1 activates moving target T1. All moving targets remains visible at the end of the movement.



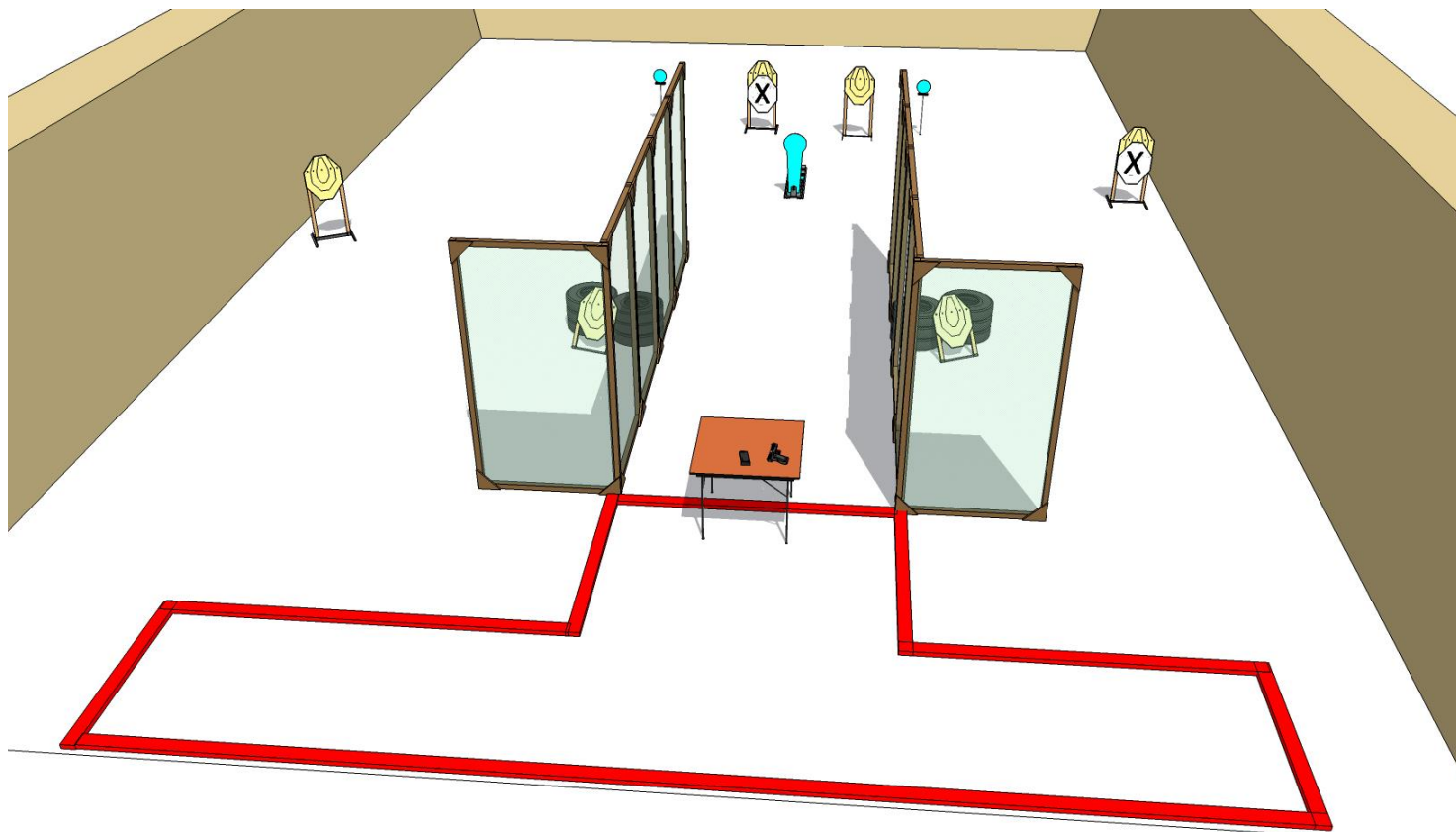
# STAGE 10



<b>Type:</b>	Long course of fire
<b>Number of rounds to be scored:</b>	32
<b>Targets:</b>	13 IPSC Targets, 2 IPSC Popper, 4 IPSC Metal Plates 2 NO-SHOOTS
<b>Start position:</b>	Standing relaxed, facing downrange, anywhere within the designated area.
<b>Handgun Ready condition:</b>	
<b>Time Starts:</b>	On audible signal
<b>Safety angles:</b>	90 degrees left/right and top of the backstop, if finger is on the trigger.
<b>Procedure:</b>	After the starting signal, engage targets from within designated area. Opening the window will activate moving target T1,T2. All moving targets remains visible at the end of the movement.



# STAGE 11

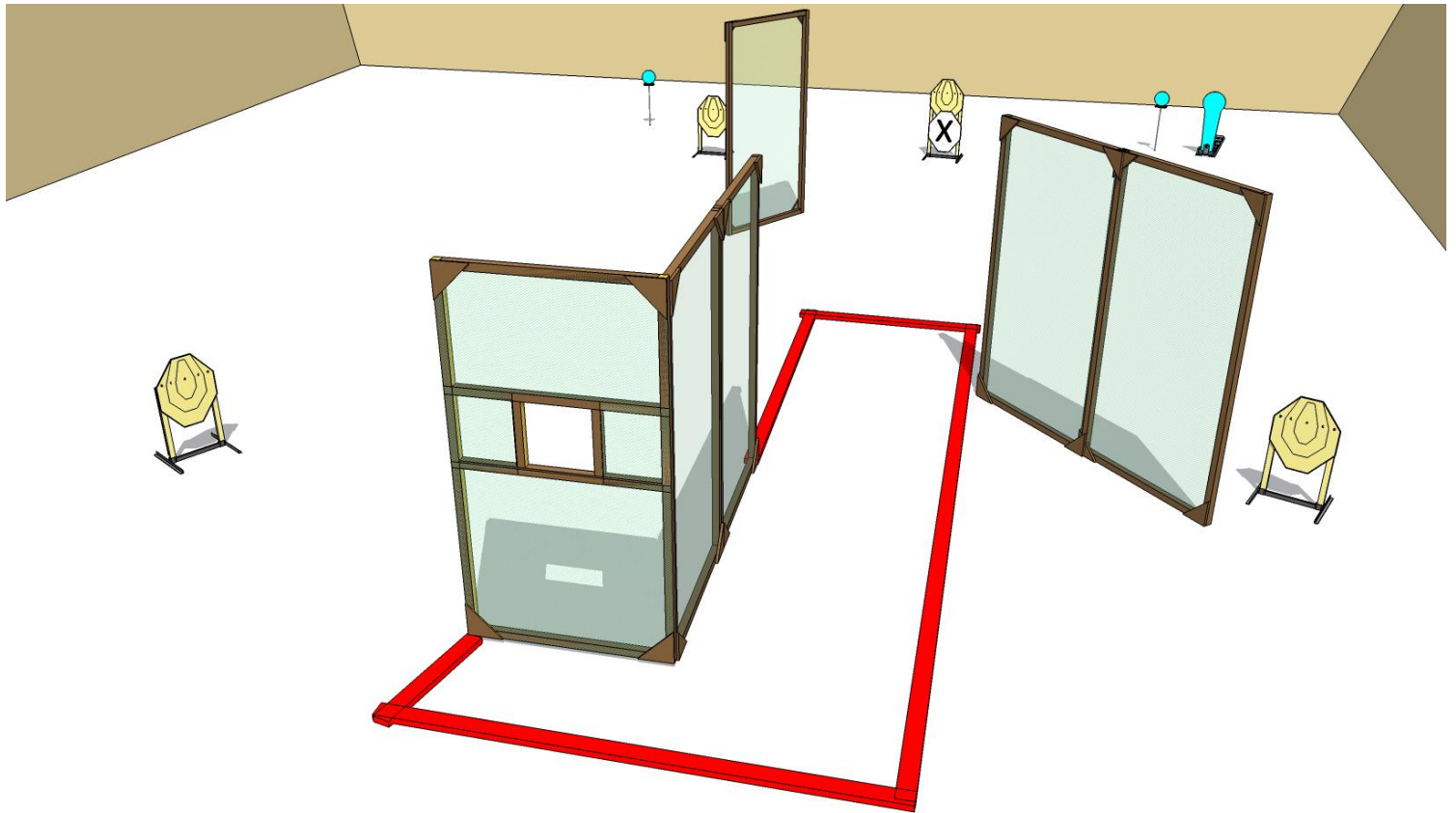


<b>Type:</b>	Medium course of fire
<b>Number of rounds to be scored:</b>	15
<b>Targets:</b>	6 IPSC Targets, 1 IPSC Popper, 2 IPSC Metal Plates, 2 NO-SHOOTS
<b>Start position</b>	Standing relaxed, facing downrange, anywhere within the designated area
<b>Handgun Ready condition:</b>	Gun + one magazine lying on the table, chamber and magwell empty
<b>Time Starts:</b>	On audible signal
<b>Safety angles:</b>	90 degrees left/right and top of the backstop, if finger is on the trigger.
<b>Procedure:</b>	After the starting signal, engage all targets.



# STAGE 12

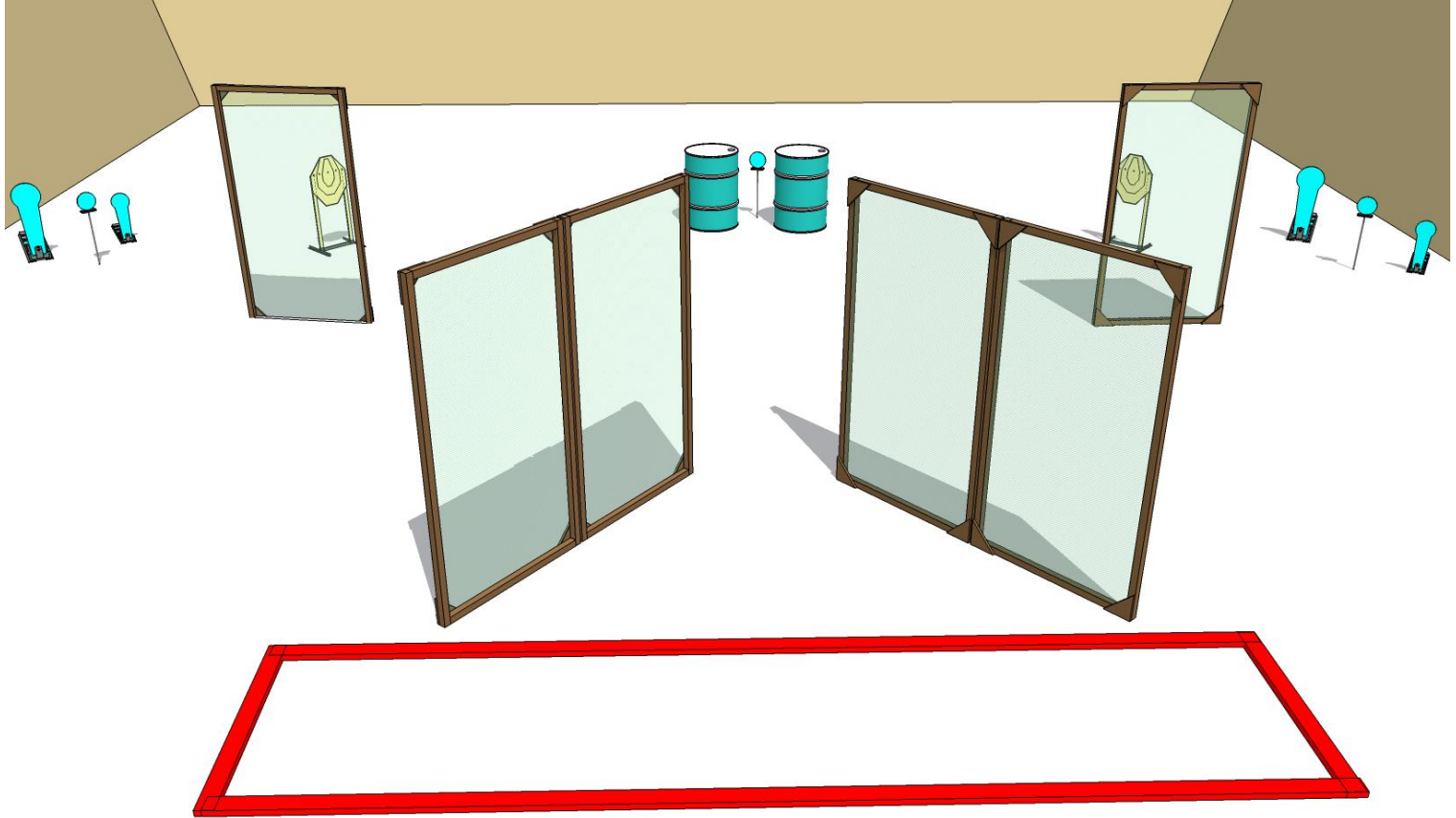
---



<b>Type:</b>	Short course of fire
<b>Number of rounds to be scored:</b>	11
<b>Targets:</b>	4 IPSC Targets, 1 IPSC Poppers, 2 IPSC Metal Plates, 1 NO-SHOOT
<b>Start position</b>	Standing relaxed, facing downrange, anywhere within the designated area.
<b>Handgun Ready condition:</b>	
<b>Time Starts:</b>	On audible signal
<b>Safety angles:</b>	90 degrees left/right and top of the backstop, if finger is on the trigger.
<b>Procedure:</b>	After the starting signal, engage all targets.



# STAGE 13

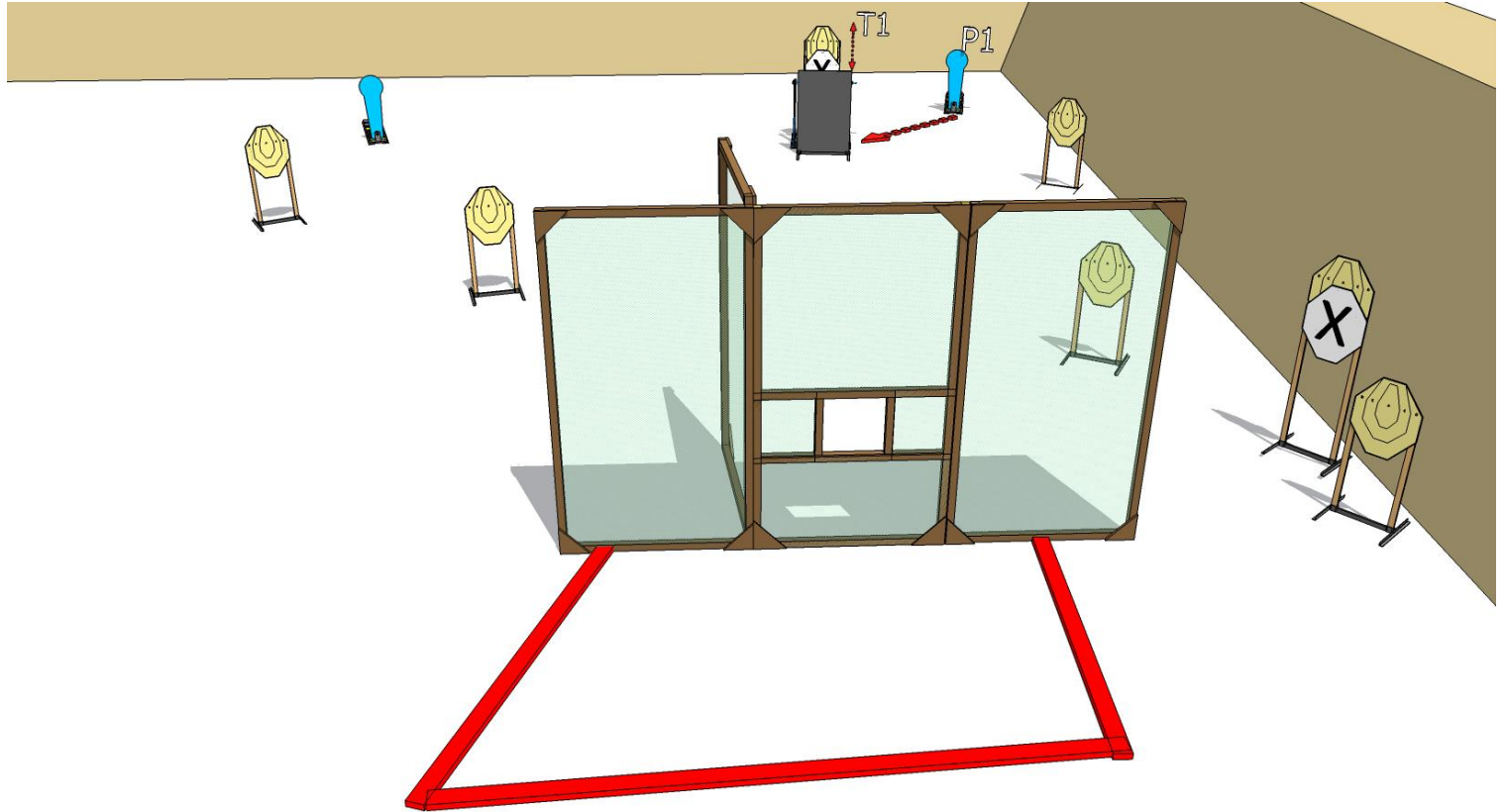


<b>Type:</b>	Short course of fire
<b>Number of rounds to be scored:</b>	11
<b>Targets:</b>	2 IPSC Targets, 4 IPSC Poppers, 3 IPSC metal plates
<b>Start position</b>	Standing relaxed, facing downrange, anywhere within the designated area.
<b>Handgun Ready condition:</b>	
<b>Time Starts:</b>	On audible signal
<b>Safety angles:</b>	90 degrees left/right and top of the backstop, if finger is on the trigger.
<b>Procedure:</b>	After the starting signal, engage all targets





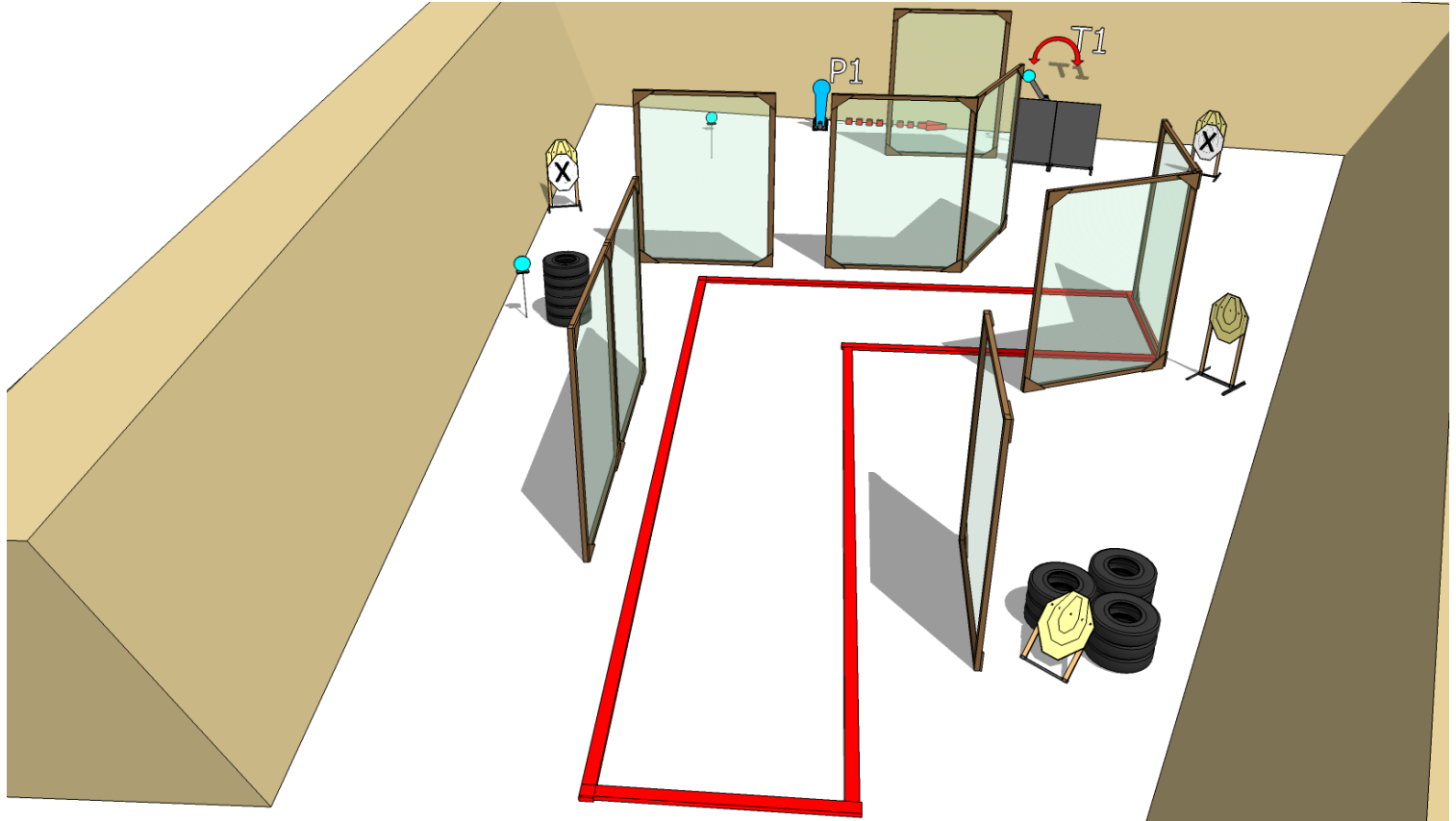
# STAGE 14



<b>Type:</b>	Medium course of fire
<b>Number of rounds to be scored:</b>	16
<b>Targets:</b>	7 IPSC Targets, 2 IPSC Poppers, 2 NO-SHOOTS
<b>Start position</b>	Standing relaxed, facing downrange, anywhere within the designated area.
<b>Handgun Ready condition:</b>	
<b>Time Starts:</b>	On audible signal
<b>Safety angles:</b>	90 degrees left/right and top of the backstop, if finger is on the trigger.
<b>Procedure:</b>	After the starting signal, engage all targets, Popper P1 activates moving target T1. All moving targets remains visible at the end of the movement.



# STAGE 15



<b>Type:</b>	Short course of fire
<b>Number of rounds to be scored:</b>	12
<b>Targets:</b>	4 IPSC Targets, 1 IPSC Popper, 3 IPSC metal plates 2 NO-SHOOTS
<b>Start position</b>	Standing relaxed, facing downrange, anywhere within the designated area.
<b>Handgun Ready condition:</b>	
<b>Time Starts:</b>	On audible signal
<b>Safety angles:</b>	90 degrees left/right and top of the backstop, if finger is on the trigger.
<b>Procedure:</b>	After the starting signal, engage all targets, Popper P1 activates moving target T1. All moving targets remains visible at the end of the movement.

